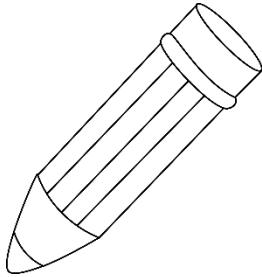






Print & Go

Back to School

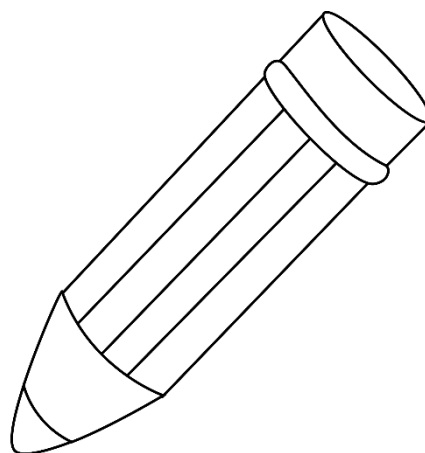




Math & LITERACY PRACTICE



FREE
from
The
Curriculum
Corner

Back to School Practice Book

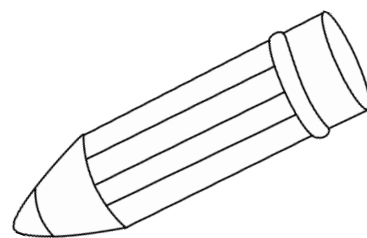


Name:



Name: _____

Count to 100

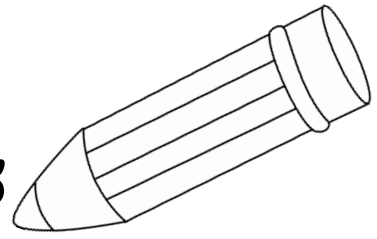


		3	4				8		
11					16			19	
		23				27			
	32			35				39	
41			44				48		50
		53			56				
				65				69	
	72					77			
81		83					88		90
		93		95					



Name: _____

Count to 100 by 2s

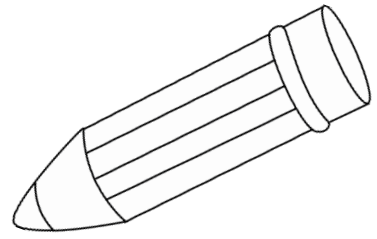


	2					8		
	12							20
				26				
	32					38		
			44					50
				56				
								70
	64			76				
						88		
			94					

Name: _____

Name: _____

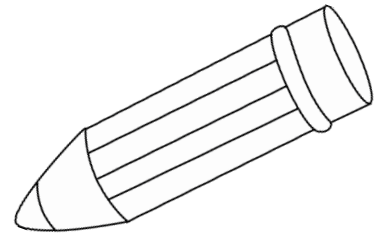
Count to 100 by 5s



				5					
									20
									40
				45					
									60
				65					
				85					

Name: _____

Count to 20



1		3	
5		7	
			12
	14		16
17			

Name: _____



Fill in the ten frames.

3

9

2

6

Name: _____



Fill in the ten frames.

7

2



1

8

Name: _____



Roll, Write & Tally



Roll the die	Write the number	Show the tally marks
	6	

Name: _____


Circle the correct
number word.



six

four


eight



six

ten

zero



seven

one

three




five

two

nine

Name: _____


Circle the correct number word.



six

four

eight



six

ten


zero



seven

one

three



five

two

nine

Name: _____


1 More & 1 Less



1 Less	The number is...	1 More
	3	
	6	
	2	
	4	
	8	
	1	
	9	

Name: _____

1 More & 1 Less



1 Less	The number is...	1 More
	24	
	65	
	17	
	38	
	76	
	43	
	79	

Name: _____

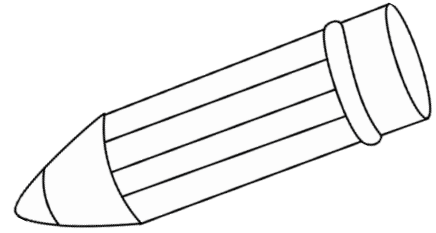
10 More & 10 Less



10 Less	The number is...	10 More
	47	
	13	
	85	
	27	
	68	
	31	
	70	

Name: _____

Before & After



	7	
--	---	--

	9	
--	---	--

	1	
--	---	--


	6	
--	---	--

	3	
--	---	--

	4	
--	---	--

	5	
--	---	--

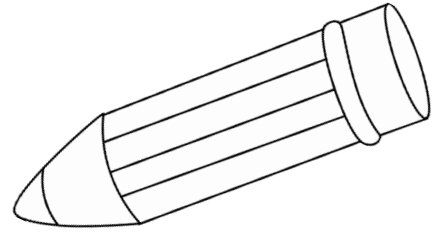
	8	
--	---	--



	2	
--	---	--

Name: _____

Before & After



	42	
--	----	--

	87	
--	----	--

	21	
--	----	--

	38	
--	----	--


	72	
--	----	--

	65	
--	----	--

	56	
--	----	--

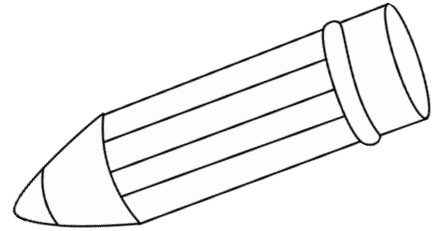
	47	
--	----	--

	38	
--	----	--



Name: _____

Before & After



	385	
--	-----	--

	714	
--	-----	--

	803	
--	-----	--


	126	
--	-----	--

	519	
--	-----	--

	632	
--	-----	--

	108	
--	-----	--

	282	
--	-----	--



	499	
--	-----	--

Name: _____



Write a fact family.

5 2 7

_____ + _____ = _____
_____ + _____ = _____
_____ - _____ = _____
_____ - _____ = _____

9 13 4

_____ + _____ = _____
_____ + _____ = _____
_____ - _____ = _____
_____ - _____ = _____

9 2 11

_____ + _____ = _____
_____ + _____ = _____
_____ - _____ = _____
_____ - _____ = _____

6 4 10

_____ + _____ = _____
_____ + _____ = _____
_____ - _____ = _____
_____ - _____ = _____

5 9 4

_____ + _____ = _____
_____ + _____ = _____
_____ - _____ = _____
_____ - _____ = _____

4 9 13

_____ + _____ = _____
_____ + _____ = _____
_____ - _____ = _____
_____ - _____ = _____



Name: _____



Write the missing addends.

$$7 + \underline{\quad} = 14$$

$$5 + \underline{\quad} = 6$$

$$\underline{\quad} + 4 = 12$$

$$4 + \underline{\quad} = 10$$

$$\underline{\quad} + 2 = 8$$

$$12 + \underline{\quad} = 15$$

$$7 + \underline{\quad} = 13$$

$$\underline{\quad} + 3 = 5$$

$$\underline{\quad} + 3 = 10$$

$$8 + \underline{\quad} = 15$$

$$9 + \underline{\quad} = 12$$

$$\underline{\quad} + 1 = 3$$













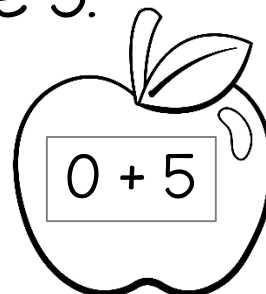


$$\underline{\quad} + 6 = 8$$

$$\underline{\quad} + 10 = 15$$

Name: _____

Find 5
















Color the shapes that make 5.



Name: _____

Find 10

Color the shapes that make 10.





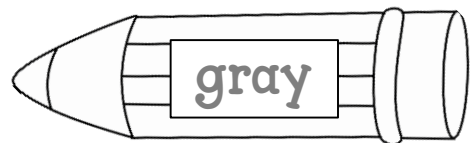
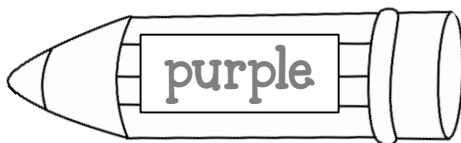

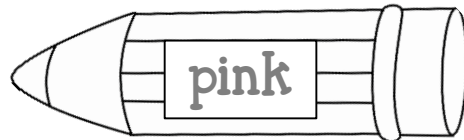

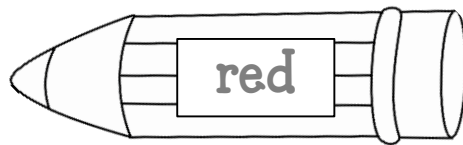
Name: _____

Write the number in different ways.

number form	word form	expanded form
16		
	eighty-two	
		$60 + 7$
	nineteen	
44		
		$70 + 3$
	twenty-five	

Name: _____


Color the pencils.




Name: _____

Long or short vowel sound?


Read each word. Think of the vowel sound.
Say it out loud. Color the LONG vowel sounds red.
Color the SHORT vowel sounds orange.




hat




bike




mat




big




five




top




tie




pet




write





bus




page




name



read



game



bag

Name: _____

Color the beginning sound.

Read each word. Think of the BEGINNING sound.
Say it out loud. Color the box with the letter that
makes that sound.

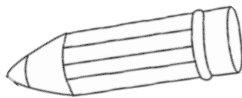


h

g

t

l




s

b

t

p



n

t

k

b




p

r

d

j



r


v

a

p

Name: _____

Read each sentence. What comes at the end? Circle the correct mark.




Sentence	Ending Mark
I rode the bus to school	. ? !
That slide is so fast	. ? !
I have two new books	. ? !
Do you walk to school	. ? !
I wrote a new story	. ? !
Will you read with me	. ? !



Name: _____

Write the words in ABC order.



read write apple friend

school book teacher

1. _____
2. _____
3. _____
4. _____
5. _____
6. _____
7. _____

Name: _____

Count the Syllables



teacher

1
2
3



glue

1
2
3



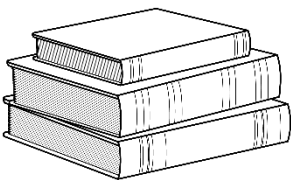
marker

1
2
3




globe

1
2
3



library

1
2
3



pencil

1
2
3

Name: _____

Find & Graph the School Woods



globe glue teacher
library library pencil glue
pencil globe teacher
glue marker pencil globe
teacher globe marker teacher

globe	teacher	glue	marker	library	pencil

Name: _____

Sort the words.

teacher

school

read

write

play

yellow

book

fun

big

bus

crayon

friend

pencil

eat









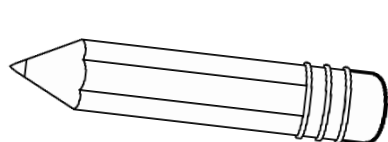

run

learn

nouns	verbs	adjectives


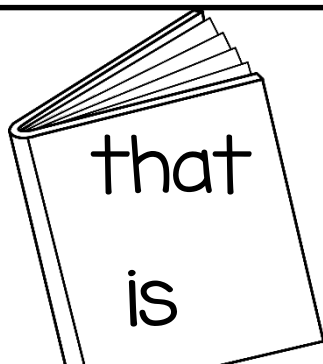
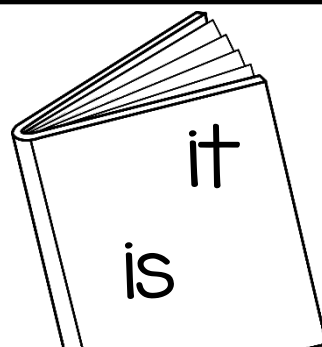



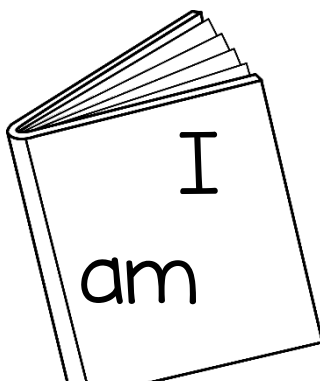

Name: _____

- ☐ Color one apple green.
- ☐ Color three crayons blue.
- ☐ Color two pencils yellow.
- ☐ Color two books orange.
- ☐ Color one apple red.



Name: _____


Write the contraction for each word pair.



Name: _____

Days of the Week

Write the day that is missing.



	Thursday	Friday
--	----------	--------

Monday		Wednesday
--------	--	-----------

Friday	Saturday	
--------	----------	--


Sunday		Tuesday
--------	--	---------

	Friday	Saturday
--	--------	----------

Name: _____

Months of the Year

Write the month that is missing.



April

June

June

July

October

November

February

April

July

August

Name: _____

Write the Upper Case Alphabet

A						
		J				
						U
				Z		

Name: _____

Write the Upper Case Alphabet

A						
		J				
						U
				Z		

Name: _____

Write the Lower Case Alphabet

a						
	i					
			r			
				z		

Name: _____


Write the Lower Case Alphabet

a						
	i					
			r			
				z		



Name: _____

Unscramble the mixed up sentences.
Write them correctly on the line.



ready were the teachers school for

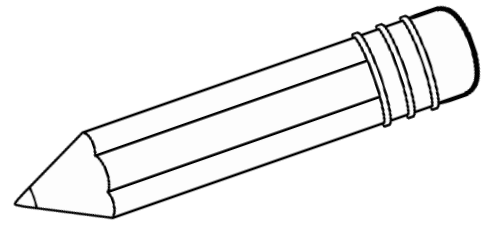
recess play with friends my I will at

together they read book a funny

write you a did story new yesterday

Write your own sentence about school!

Name: _____



The word is: **school**

Draw a picture.

Write the word.

school

Show the shape.



Unscramble the sentence.

--	--	--	--

©www.thecurriculumcorner.com

school.	This	is	my
---------	------	----	----

Name: _____

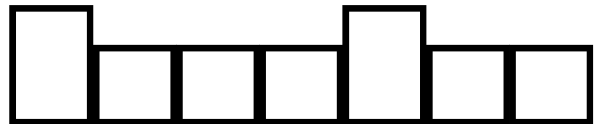
The word is: **teacher**

Draw a picture.

Write the word.

teacher

Show the shape.



Unscramble the sentence.

--	--	--	--

©www.thecurriculumcorner.com

is


Who

teacher?







your

Name: _____

Roll & Write

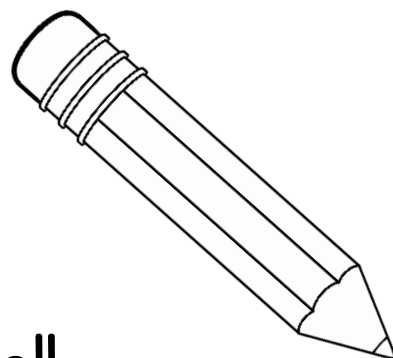


Roll the dice. Write the word that matches the number you roll.







 the		
 of		
 and		
 a		
 to		
 in		

Name: _____

Roll & Write




Roll the dice. Write the word
that matches the number you roll.







 is		
 you		
 that		
 it		
 he		
 was		

Name: _____

Roll & Write




Roll the dice. Write the word
that matches the number you roll.







 for		
 on		
 are		
 as		
 with		
 his		

Name: _____

Roll & Write




Roll the dice. Write the word
that matches the number you roll.







 they		
 I		
 at		
 be		
 this		
 have		

Name: _____

Roll & Write

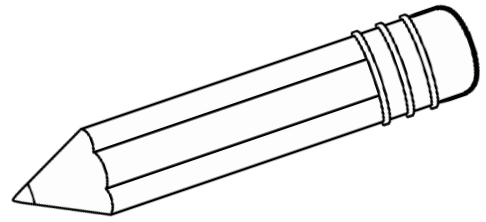


Roll the dice. Write the word that matches the number you roll.

 from		
 or		
 one		
 had		
 by		
 words		



Name: _____



What do you do at school?

A decorative border of various colored crayons surrounds the entire page. At the top center, there is a large, detailed drawing of a pencil.

Name: _____

What words can you use to tell
about school?

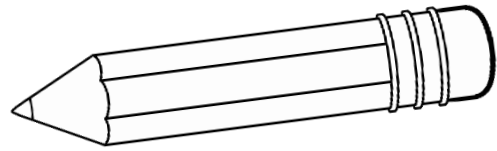
A decorative border of various colored crayons surrounds the worksheet. At the top center, there is a large, detailed drawing of a pencil.

Name: _____

What did you learn at school
this week?

A decorative border of various colored crayons surrounds the page. At the top, a row of crayons is arranged horizontally. On the left and right sides, crayons are arranged vertically, alternating between horizontal and vertical orientations. At the bottom, another row of crayons is arranged horizontally.

Name: _____



What do you want to learn
about at school this year?