

29

# Back to School

Math & Literacy Centers  
for kindergarten  
& 1<sup>st</sup> grade

The Curriculum Corner





# Roll 2 & Cover





# Roll & Cover





1

2

3

4

5

6

7

8

9





10

11

12

13

14

15

16

17

18

19

20

+

+

+


-



-




-





=












				









				





















1

2

3

4

5

6

7

8

9



one

two

three

four






five

six




seven

eight

nine







10

ten





# Fill in the Missing Numbers

1 3

4 6

5 7

7 9



2 4

8 10






# Complete the 100s Chart

1									





# Complete the 100s Chart



1	11	21	31	41	51	61	71	81	91



# Complete the 100s Chart



1			4				8		
11		13		15					
21						27		30	
31	32		34			37			
41			44		46		49		
51	52						58	60	
61				65				69	
71		73					77		
81			84				88		
91				95			97	99	





# Complete the 100s Chart

1			4			7		9	
11	12			15				19	
21					26		28		30
31	32		34			37		39	
41						46	48		
51	52		54				58		60
61		63			65			69	
71		73				76	78		80
81	82		84			86	88		
91		93					98		

count  
by 2s

2

4

6

8

10

12

14

16



18

20

22

24

26

28

30

32

34

count  
by 5s

5

10

15

20

25

30

35

40



45

50

55

60

65

70

75

80

85

90

95

100

105

110

115

120

125

130

count  
by 10s

10

20

30

40

50

60

70

80



90

100

110

120

130

140

150

160

170

# Bus BUMP!



Roll 2 number cubes. Add the 2 numbers. Cover that space with a marker. You can BUMP your partner's marker. If you cover your space with 2 markers, your spot cannot be bumped. The first player to use all 10 markers wins.





# Roll & Add 10



$$10 + \bigcirc = \bigcirc$$

$$10 + \bigcirc = \bigcirc$$

$$10 + \bigcirc = \bigcirc$$

$$10 + \bigcirc = \bigcirc$$

$$10 + \bigcirc = \bigcirc$$

$$10 + \bigcirc = \bigcirc$$

$$10 + \bigcirc = \bigcirc$$

$$10 + \bigcirc = \bigcirc$$

$$10 + \bigcirc = \bigcirc$$

$$10 + \bigcirc = \bigcirc$$

$$10 + \bigcirc = \bigcirc$$

$$10 + \bigcirc = \bigcirc$$

Directions: Roll 1 die. Record the number in the circle. Solve each fact.



# MENTAL MATH

	1 more	1 less	10 more	10 less
46				
62				
27				
85				
12				
34				
70				

# MENTAL MATH

	10 more	10 less	100 more	100 less
278				
312				
853				
547				
461				
180				
629				



# Follow the ABC Path

A	B	C	Q	O	I	D
N	V	D	F	B	E	P
C	H	E	D	J	G	B
U	E	F	G	H	I	J
I	A	K	T	E	R	K
J	F	B	C	N	M	L
A	G	H	S	O	F	C
D	Y	X	W	P	Q	R
M	Z	L	V	U	T	S





# Fill in the Missing Letters

A B \_ D E F \_

H \_ J K \_ M



N O \_ Q R S T

\_ V W X \_ Z



# Fill in the Missing Letters

A \_ \_ \_ D \_ \_ F \_ \_

H \_ \_ J \_ \_ \_ M

N \_ \_ \_ Q \_ \_ S \_ \_

\_ \_ V \_ \_ X \_ \_ Z





# Fill in the Missing Letters

a b \_ d e f \_

h \_ \_ j k \_ \_ m

n o \_ \_ q r s t

\_ \_ v w x \_ \_ z








# Fill in the Missing Letters

a b \_ \_ e \_ \_

h \_ j \_ \_ m

n o \_ q \_ s \_

\_ v \_ \_ \_ z



a

b

c

d

e

f

g

h

i

j

k

l

m

n

o

p

q

r



s

t

u

v

w

x

y

z

A

B

C

D

E

F

G

H

I

J

K

L

M

N

O

P

Q

R



S

T

U









V


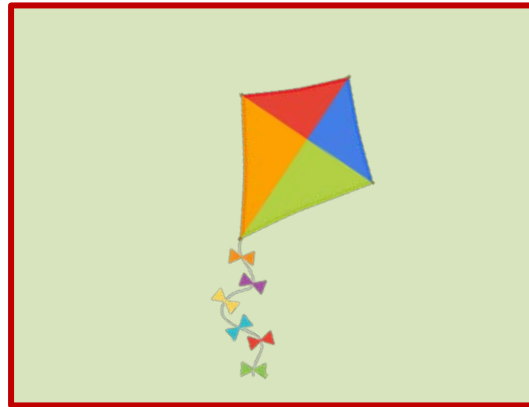


W

X





Y



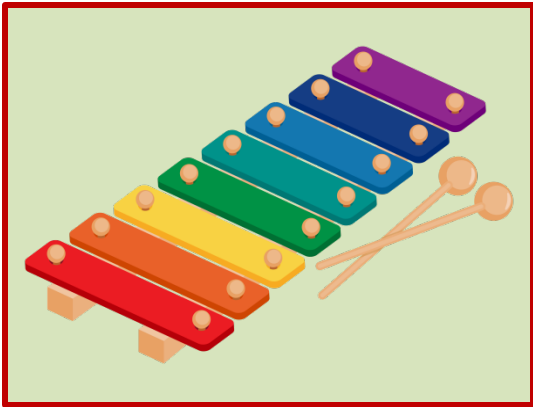
Z











My goal is  
letters

A	B	C	D	E	F	G
H	I	J	K	L	M	N
O	P	Q	R	S	T	U
V	W	X	Y	Z		



Name: \_\_\_\_\_

My goal is  
letters

A	B	C	D	E	F	G
H	I	J	K	L	M	N
O	P	Q	R	S	T	U
V	W	X	Y	Z		

the

of

and

a

to

in

is

you

that

it

he

was

for

on

are

as

with

his



they

I

at

be

this

have

from

or

one

had

by

words

but

not

what

all

were

we

she

do

how

their

if

will

up

other

about



out

many

then

them

these

so

some

her

would

make

like

him

into

time

has

look

two

more

write

go

see

number

no

way

could

people

my

than

first

water

been

called

who

am

its

now



find

long

down

day

did

get

come

made

may

part



Pick  
another  
card!



Pick  
another  
card!



Pick  
another  
card!



Pick  
another  
card!



Pick  
another  
card!



Pick  
another  
card!



Pick  
another  
card!




Pick  
another  
card!

# Roll & Read


1 or 2	3 or 4	5 or 6

# Roll & Write

1 or 2	3 or 4	5 or 6



Name: \_\_\_\_\_



## Roll & Write

--

--

--

--

--

--

Directions: Place Fry word cards on the Roll & Write mat. Roll a die and record the number in a box above. Flip a card with the number you rolled and record the word on the line.



# Write the Missing Letter



\_ook



\_ag



\_us



\_onster



\_encil



\_ead

How many  
books are in  
your bag?

Did you see  
the monsters  
go to school?

Will you help  
the little  
monster?

What color is  
the monsters  
hair??

There are so  
many new  
books to  
read!

I love to help  
the monsters  
learn!

It is so much  
fun to play  
outside at  
recess!

Look how well  
the monsters  
are doing with  
their math!


I see four  
flowers  
blooming.

The bees are  
making  
honey.

We will plant  
and water  
the seeds.

I like the  
purple  
flowers best.

Name: \_\_\_\_\_



\_\_\_\_\_

\_\_\_\_\_

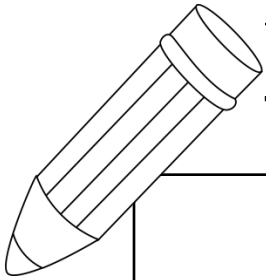
\_\_\_\_\_

\_\_\_\_\_


\_\_\_\_\_

Directions: Write a sentence with the help of the word wall. Draw a picture to show the sentence.






Name: \_\_\_\_\_



\_\_\_\_\_

\_\_\_\_\_

Directions: Write a sentence with the help of the word wall. Draw a picture to show the sentence.



1

2

3




4

5

6

Name: \_\_\_\_\_



1

2

3

4

5

6