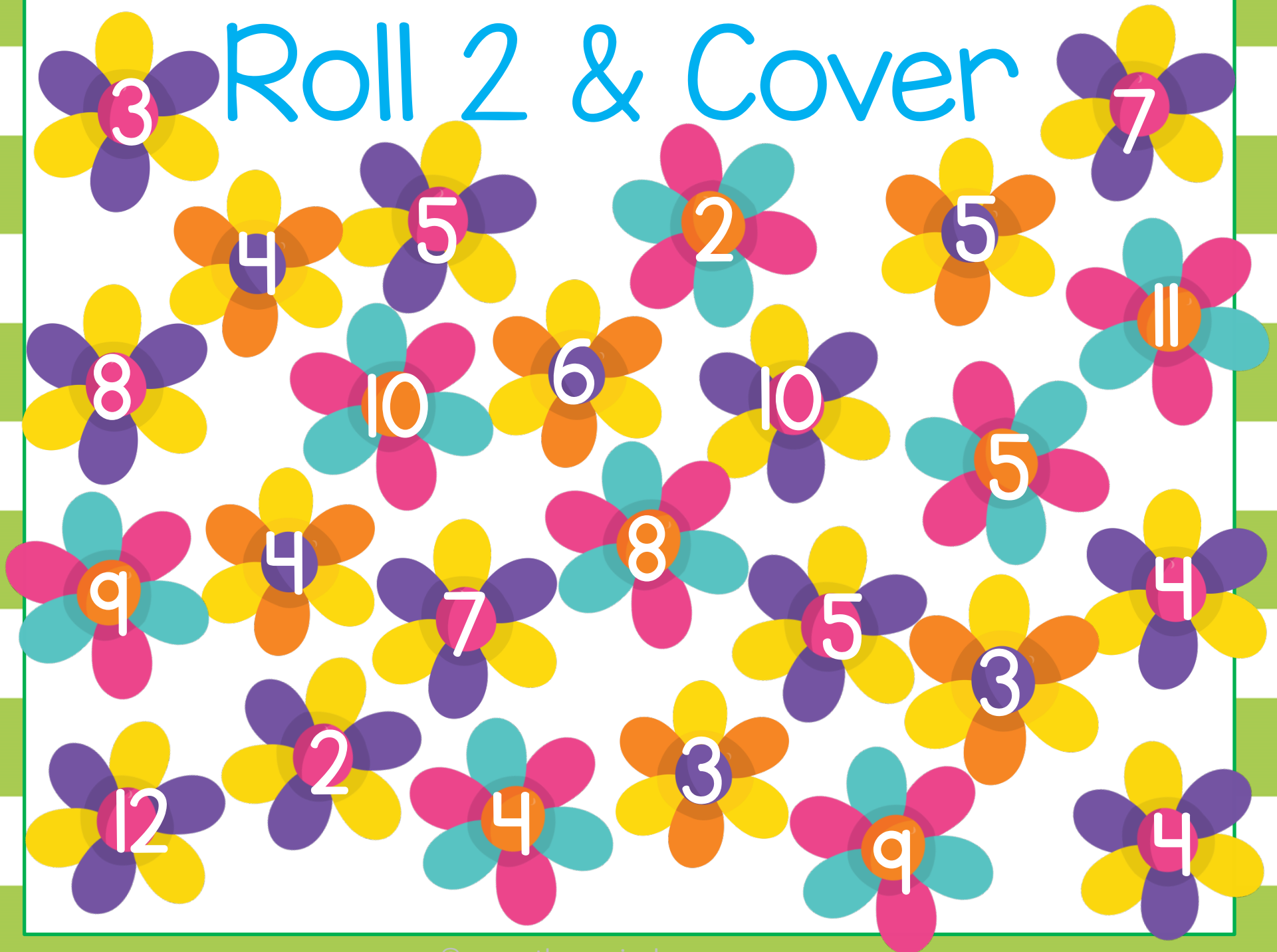
The background of the entire page is decorated with a repeating pattern of colorful flowers and cartoon bugs. The flowers are in shades of pink, blue, and yellow. The bugs are green with yellow and blue striped bodies. A large, black, hand-drawn curly line frames the central text.

29 Bugs & Flowers

MATH & LITERACY CENTERS
for kindergarten
& 1st grade

The Curriculum Corner



Roll 2 & Cover










Roll & Cover


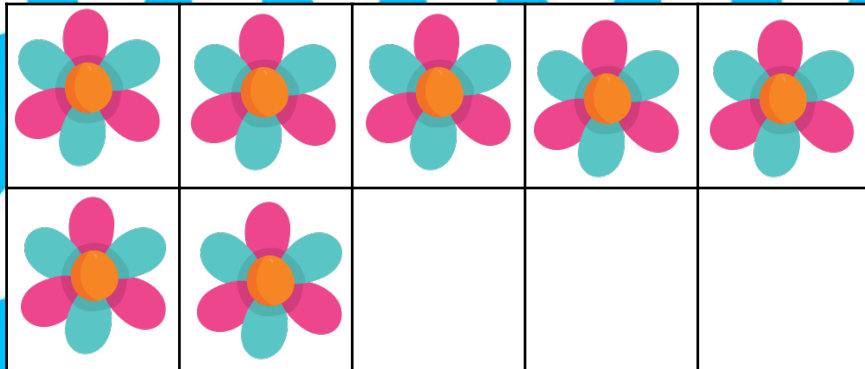









				









				







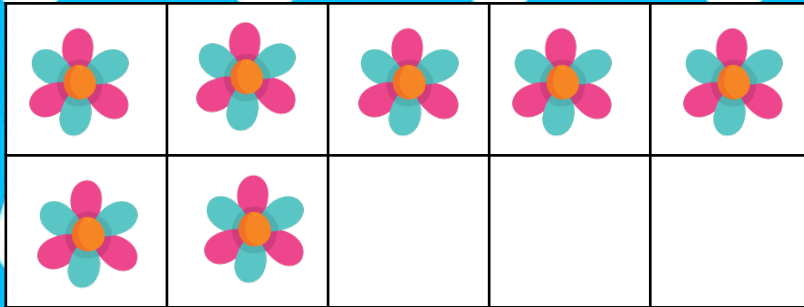

				









1

2

3

4

5

6

7

8

9

one

two

three

four






five



six

seven

eight

nine





10

ten



Fill in the Missing Numbers

1 3

4 6

5 7

7 9

2 4




8 10





Fill in the Missing Letters

A B _ D E F _




H _ J K _ M

N O _ Q R S T


_ V W X _ Z





Fill in the Missing Letters

A _ _ _ D _ _ F _ _



H _ _ _ J _ _ _ M _ _

N _ _ _ Q _ _ _ S _ _

_ _ _ V _ _ _ X _ _ _ Z _ _






Fill in the Missing Letters

a b _ d e f _

h _ j k _ m

n o _ q r s t

_ v w x _ z






Fill in the Missing Letters


a b _ _ e _ _

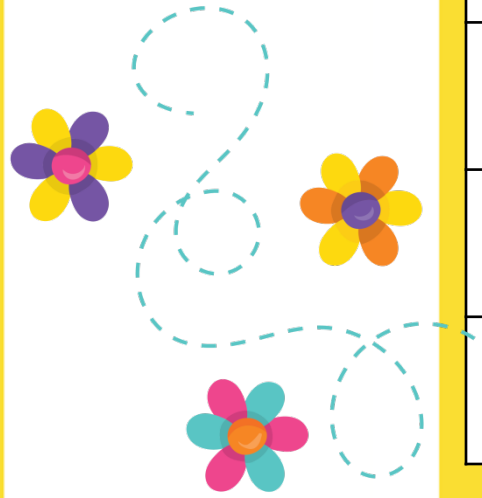
h _ j _ _ m

n o _ q _ s _

_ v _ _ _ z



A 10x10 grid with a yellow border on the left and bottom. The number '1' is written in the bottom-left cell.



Complete the 100s Chart



1	11	21	31	41	51	61	71	81	91



Complete the 100s Chart



1				5			9		
11		13			16				
21							28		30
31	32			35			37		
41			44		46		49		
51	52						58		60
61				65			69		
71		73					77		
81			84				88		
91				95			97		99



Complete the 100s Chart

1				4		7		9	
11		13		15		17		19	
21				24		27	28		30
31	32			35		37		39	
41				44		46	48		
51	52			54		56	58		60
61	62				65		67	69	
71		73			75		78		80
81	82			84			88		
91		93			95			99	

count
by 2s

2

4

6

8

10

12

14

16

18

20

22

24

26

28

30

32

34

count
by 5s

5

10

15

20

25

30

35

40

45

50

55

60

65

70

75

80

85

90

95

100

105

110

115

120

125

130

count
by 10s

10

20

30

40

50

60

70

80

90

100

110

120

130

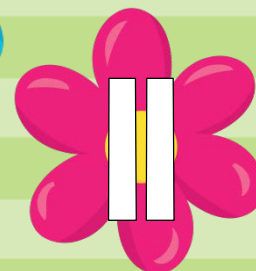


140

150

160

170

Flower BUMP!



Roll 2 number cubes. Add the 2 numbers. Cover that space with a marker. You can BUMP your partner's marker. If you cover your space with 2 markers, your spot cannot be bumped. The first player to use all 10 markers wins.



Roll & Add 10



$10 + \bigcirc = \bigcirc$

$10 + \bigcirc = \bigcirc$

$10 + \bigcirc = \bigcirc$

$10 + \bigcirc = \bigcirc$

$10 + \bigcirc = \bigcirc$

$10 + \bigcirc = \bigcirc$

$10 + \bigcirc = \bigcirc$

$10 + \bigcirc = \bigcirc$

$10 + \bigcirc = \bigcirc$

$10 + \bigcirc = \bigcirc$

$10 + \bigcirc = \bigcirc$

$10 + \bigcirc = \bigcirc$

Directions: Roll 1 die. Record the number in the circle. Solve each fact.



Mental Math



	1 more	1 less	10 more	10 less
62				
43				
27				
83				
38				
51				
19				



Mental Math



	10 more	10 less	100 more	100 less
621				
734				
897				
135				
654				
326				
283				



the

of

and

a

to

in

is

you

that



it

he

was

for

on

are

as

with

his

they

I

at

be

this

have

from

or

one

had

by

words

but

not

what

all

were

we

when

your

can

said

there

use

an

each

which

she

do

how

their

if

will

up

other

about

out

many

then

them

these

so

some

her

would

make

like

him

into

time

has

look

two

more

write

go

see

number

no

way

could

people

my

than

first

water

been

called

who

am

its

now

find

long

down

day

did

get

come

made

may

part



Pick
another
card!



Pick
another
card!



Pick
another
card!



Pick
another
card!



Pick
another
card!



Pick
another
card!



Pick
another
card!




Pick
another
card!

Roll & Read

1 or 2	3 or 4	5 or 6


Roll & Write

1 or 2	3 or 4	5 or 6



Name: _____

Roll & Write



--

--

--

--

--

--

--

--

--

--

--

--

Directions: Place Fry word cards on the Roll & Write mat. Roll a die and record the number in a box above. Flip a card with the number you rolled and record the word on the line.


Write the Missing Letter



_ee



_utterfly



_ragonfly



_nail



_lower



_rog

How many
bugs do you
see?

Are there
any flowers
blooming?

Will you help
me in the
garden?

What color is
the
butterfly?

There are so
many
ladybugs!

I love to
watch the
bees work!

It is so much fun
to watch the
caterpillars
become
butterflies!

Look how
colorful that
butterfly is!

I see four
flowers
blooming.

The bees are
making
honey.

We will plant
and water
the seeds.

I like the
purple
flowers best.



© www.thecurriculumcorner.com

Spring

March

April

May

rain

storm

thunder

cloudy

yellow

green

blue

seed

plant

water

grow

bloom

bee

butterfly

dragonfly

ant


fly

jump

hop


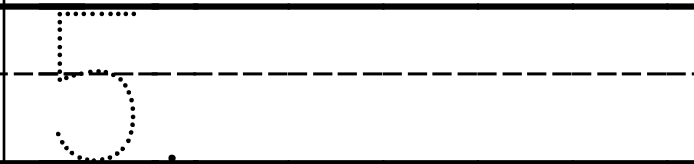
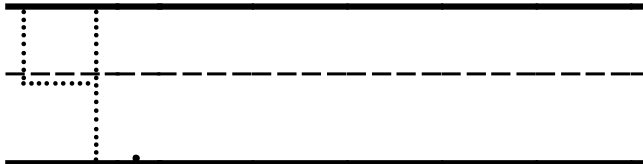
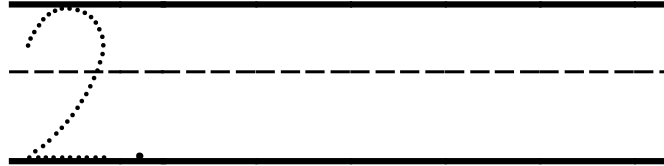
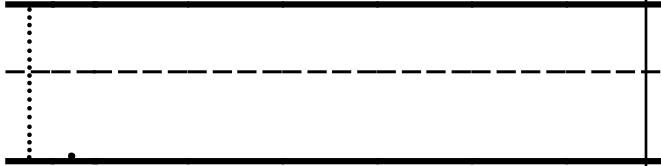
rainbow

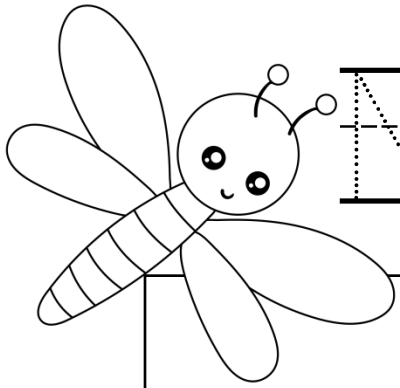
Name: _____




A large rectangular box for drawing a picture, and a smaller box below it containing two sets of handwriting lines (solid top and bottom lines with a dashed middle line).

Directions: Write a sentence with the help of the word wall. Draw a picture to show the sentence.





Name: _____



1

2

3

4

5

6

