




# Camping

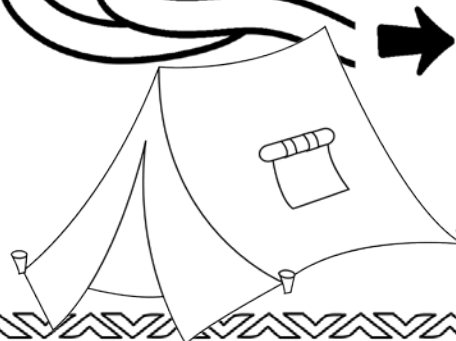




Name: \_\_\_\_\_


Name: \_\_\_\_\_



Name: \_\_\_\_\_



Name: \_\_\_\_\_



# Count to 100

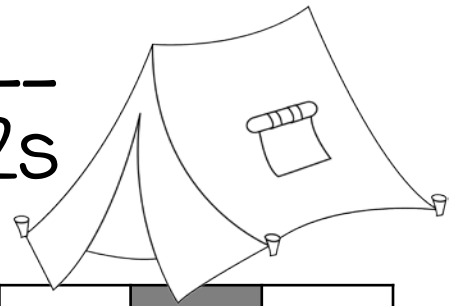


1		3		5			8	9	
11					16		18		
		23				27			
	32			35				39	
41			44				48		
		53			56				60
61				65				69	
	72					77			80
81		83					88		
		93			96				



Name: \_\_\_\_\_

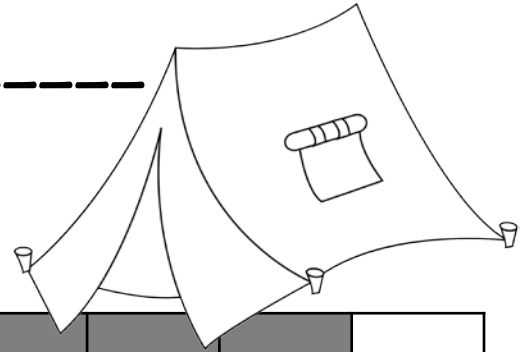
Count to 100 by 2s





2					8		
12				16			
		24					30
32					38		
		44					
				56			60
62							
				76			80
		84					
						98	

Name: \_\_\_\_\_

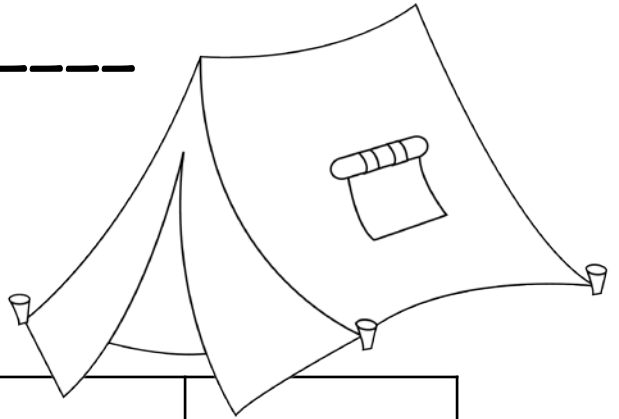
Count to 100 by 5s



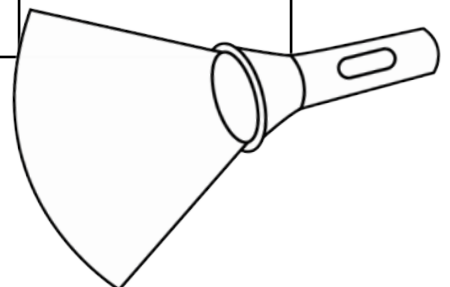
		5					
		15					
							30
		45					
							60
		65					
							80
		85					

Name: \_\_\_\_\_


Count to 20



	2		3
	6		8
		11	
	14		16
		19	




Name: \_\_\_\_\_




Fill in the ten frames.













Name: \_\_\_\_\_

Fill in the ten frames.









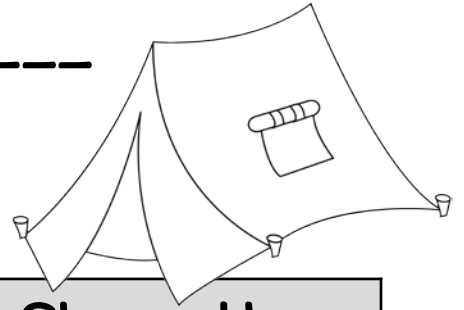





Name: \_\_\_\_\_



## Roll, Write & Tally

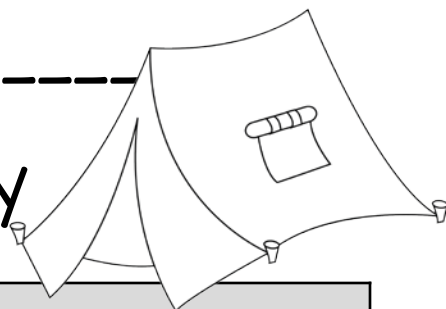


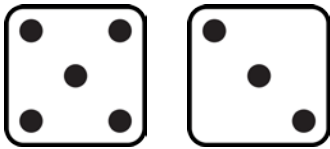

Roll the die	Write the number	Show the tally marks
	4	



Name: \_\_\_\_\_


## Roll, Write & Tally



Roll two dice	Write the total	Show the tally marks
	8	



Name: \_\_\_\_\_




Circle the correct  
number word.



six

four

three



seven

ten

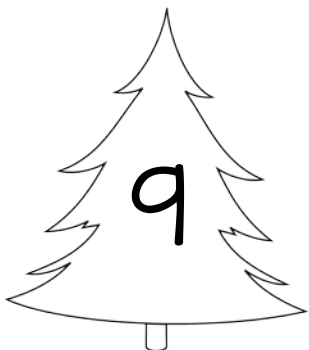
zero



seven

one

two




five


four

nine

Name: \_\_\_\_\_



Circle the correct  
number word.



six

four


eight



six

ten


zero



seven

one

three



five

two

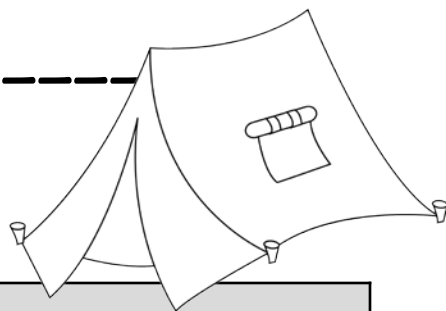
nine



Name: \_\_\_\_\_



## 1 More & 1 Less



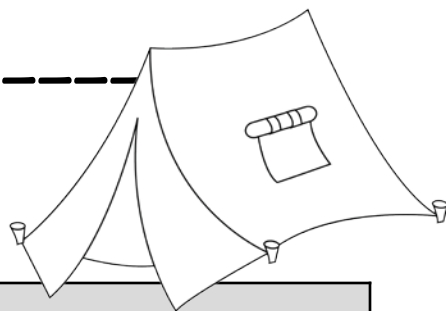
1 Less	The number is...	1 More
	4	
	2	
	8	
	6	
	1	
	9	
	7	



Name: \_\_\_\_\_



## 1 More & 1 Less




1 Less	The number is...	1 More
	14	
	8	
	19	
	2	
	15	
	6	
	12	



Name: \_\_\_\_\_

# I More & I Less

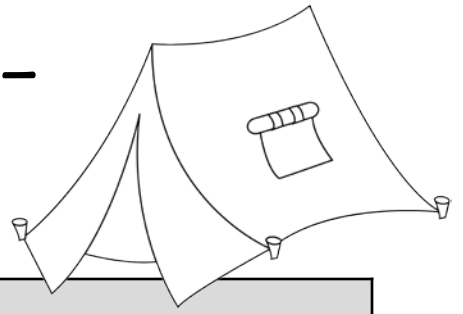


I Less	The number is...	I More
	16	
	73	
	49	
	28	
	56	
	37	
	65	



Name: \_\_\_\_\_

## I More & I Less




I Less	The number is...	I More
	341	
	472	
	390	
	254	
	728	
	185	
	937	



Name: \_\_\_\_\_

## 10 More & 10 Less



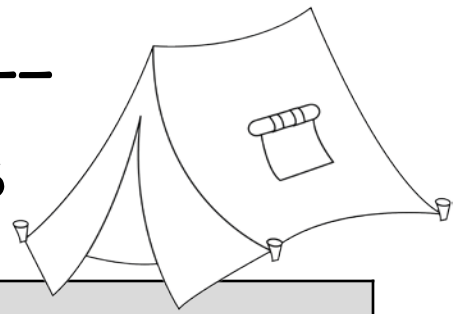
10 Less	The number is...	10 More
	58	
	14	
	95	
	36	
	68	
	31	
	80	





Name: \_\_\_\_\_

## 10 More & 10 Less




10 Less	The number is...	10 More
	814	
	249	
	481	
	968	
	173	
	537	
	260	



Name: \_\_\_\_\_

# 100 More & 100 Less

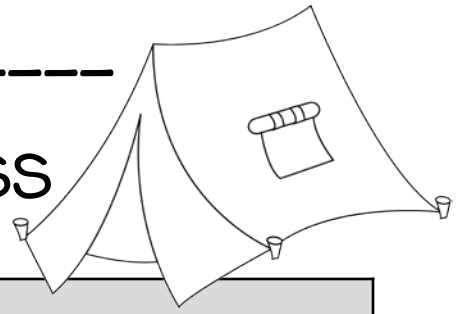


100 Less	The number is...	100 More
	100	
	800	
	300	
	700	
	200	
	900	
	500	



Name: \_\_\_\_\_

## 100 More & 100 Less

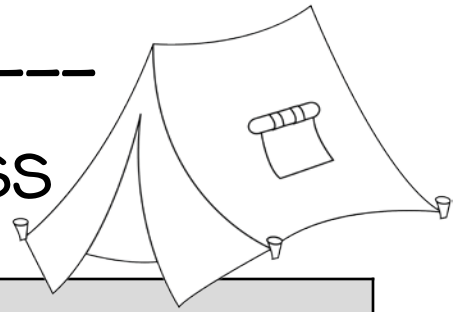


100 Less	The number is...	100 More
	361	
	297	
	748	
	604	
	583	
	182	
	628	



Name: \_\_\_\_\_

## 100 More & 100 Less



100 Less	The number is...	100 More
	7,204	
	4,305	
	5,863	
	3,728	
	1,984	
	8,067	
	2,621	



Name: \_\_\_\_\_

## Before & After



	8	
--	---	--

	3	
--	---	--

	1	
--	---	--

	6	
--	---	--

	9	
--	---	--

	4	
--	---	--

	5	
--	---	--

	2	
--	---	--

	7	
--	---	--





Name: \_\_\_\_\_

## Before & After



	73	
--	----	--

	57	
--	----	--

	16	
--	----	--

	38	
--	----	--

	29	
--	----	--

	63	
--	----	--

	56	
--	----	--

	94	
--	----	--

	41	
--	----	--



Name: \_\_\_\_\_

## Before & After



	385	
--	-----	--

	815	
--	-----	--

	360	
--	-----	--

	126	
--	-----	--

	638	
--	-----	--

	632	
--	-----	--

	108	
--	-----	--

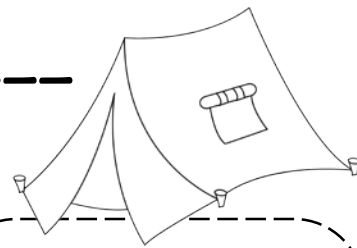
	282	
--	-----	--

	799	
--	-----	--



Name: \_\_\_\_\_

Write a fact family.



3 9 12

$$\underline{\quad} + \underline{\quad} = \underline{\quad}$$

$$\underline{\quad} + \underline{\quad} = \underline{\quad}$$

$$\underline{\quad} - \underline{\quad} = \underline{\quad}$$

$$\underline{\quad} - \underline{\quad} = \underline{\quad}$$

6 5 11

$$\underline{\quad} + \underline{\quad} = \underline{\quad}$$

$$\underline{\quad} + \underline{\quad} = \underline{\quad}$$

$$\underline{\quad} - \underline{\quad} = \underline{\quad}$$

$$\underline{\quad} - \underline{\quad} = \underline{\quad}$$

8 8 16

$$\underline{\quad} + \underline{\quad} = \underline{\quad}$$

$$\underline{\quad} + \underline{\quad} = \underline{\quad}$$

$$\underline{\quad} - \underline{\quad} = \underline{\quad}$$

$$\underline{\quad} - \underline{\quad} = \underline{\quad}$$

4 5 9

$$\underline{\quad} + \underline{\quad} = \underline{\quad}$$

$$\underline{\quad} + \underline{\quad} = \underline{\quad}$$

$$\underline{\quad} - \underline{\quad} = \underline{\quad}$$

$$\underline{\quad} - \underline{\quad} = \underline{\quad}$$



7 3 10

$$\underline{\quad} + \underline{\quad} = \underline{\quad}$$

$$\underline{\quad} + \underline{\quad} = \underline{\quad}$$

$$\underline{\quad} - \underline{\quad} = \underline{\quad}$$

$$\underline{\quad} - \underline{\quad} = \underline{\quad}$$

6 4 10

$$\underline{\quad} + \underline{\quad} = \underline{\quad}$$

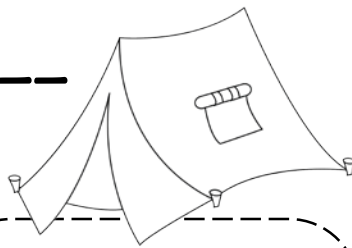
$$\underline{\quad} + \underline{\quad} = \underline{\quad}$$

$$\underline{\quad} - \underline{\quad} = \underline{\quad}$$

$$\underline{\quad} - \underline{\quad} = \underline{\quad}$$

Name: \_\_\_\_\_

Write a fact family.



4 6 8

$$\underline{\quad} + \underline{\quad} = \underline{\quad}$$

$$\underline{\quad} + \underline{\quad} = \underline{\quad}$$

$$\underline{\quad} - \underline{\quad} = \underline{\quad}$$

$$\underline{\quad} - \underline{\quad} = \underline{\quad}$$

8 12 4

$$\underline{\quad} + \underline{\quad} = \underline{\quad}$$

$$\underline{\quad} + \underline{\quad} = \underline{\quad}$$

$$\underline{\quad} - \underline{\quad} = \underline{\quad}$$

$$\underline{\quad} - \underline{\quad} = \underline{\quad}$$

7 8 15

$$\underline{\quad} + \underline{\quad} = \underline{\quad}$$

$$\underline{\quad} + \underline{\quad} = \underline{\quad}$$

$$\underline{\quad} - \underline{\quad} = \underline{\quad}$$

$$\underline{\quad} - \underline{\quad} = \underline{\quad}$$

4 8 12

$$\underline{\quad} + \underline{\quad} = \underline{\quad}$$

$$\underline{\quad} + \underline{\quad} = \underline{\quad}$$

$$\underline{\quad} - \underline{\quad} = \underline{\quad}$$

$$\underline{\quad} - \underline{\quad} = \underline{\quad}$$



9 16 7

$$\underline{\quad} + \underline{\quad} = \underline{\quad}$$

$$\underline{\quad} + \underline{\quad} = \underline{\quad}$$

$$\underline{\quad} - \underline{\quad} = \underline{\quad}$$

$$\underline{\quad} - \underline{\quad} = \underline{\quad}$$

5 4 9

$$\underline{\quad} + \underline{\quad} = \underline{\quad}$$

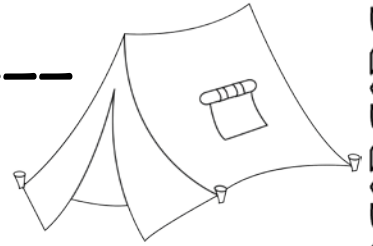
$$\underline{\quad} + \underline{\quad} = \underline{\quad}$$

$$\underline{\quad} - \underline{\quad} = \underline{\quad}$$

$$\underline{\quad} - \underline{\quad} = \underline{\quad}$$

Name: \_\_\_\_\_

Write the missing addends.



$$8 + \underline{\quad} = 14$$

$$7 + \underline{\quad} = 12$$

$$\underline{\quad} + 5 = 12$$

$$5 + \underline{\quad} = 11$$

$$\underline{\quad} + 6 = 8$$

$$10 + \underline{\quad} = 13$$

$$8 + \underline{\quad} = 13$$

$$\underline{\quad} + 2 = 6$$

$$\underline{\quad} + 4 = 10$$

$$7 + \underline{\quad} = 13$$

$$8 + \underline{\quad} = 14$$

$$\underline{\quad} + 3 = 7$$

$$\underline{\quad} + 7 = 9$$

$$\underline{\quad} + 6 = 9$$

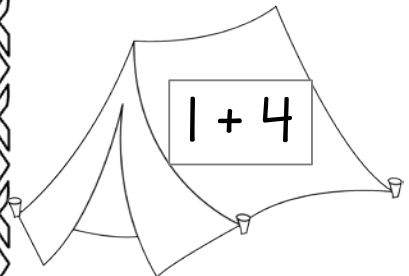




Name: \_\_\_\_\_

Find 5

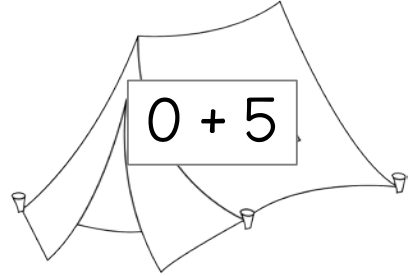
Color the tents that make 5.



$1 + 4$



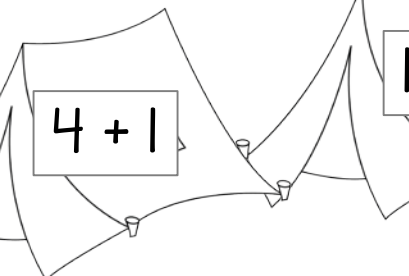
$3 + 2$



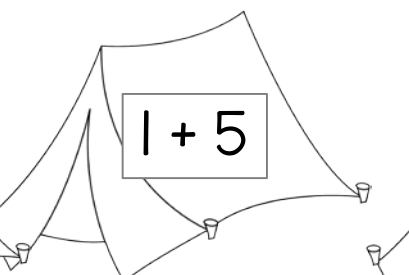
$0 + 5$



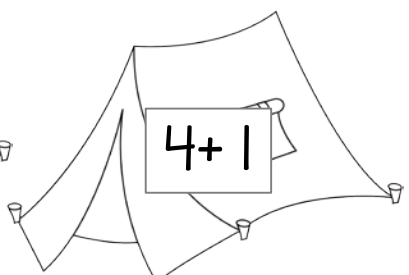
$3 + 4$



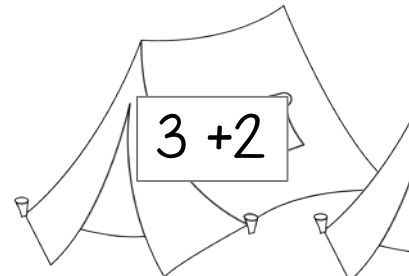
$4 + 1$



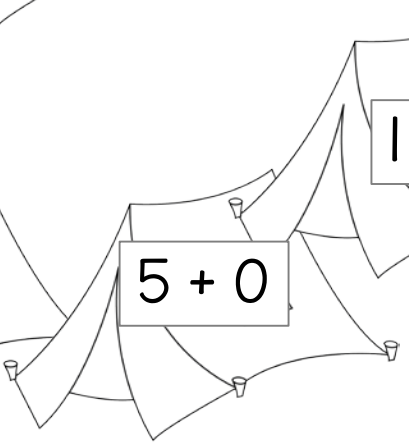
$1 + 5$



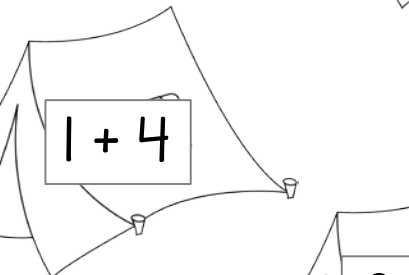
$4 + 1$



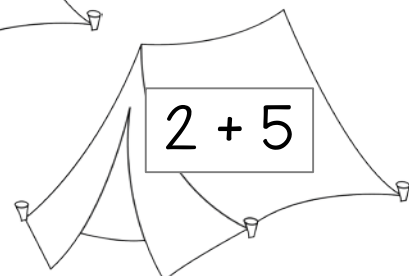
$3 + 2$



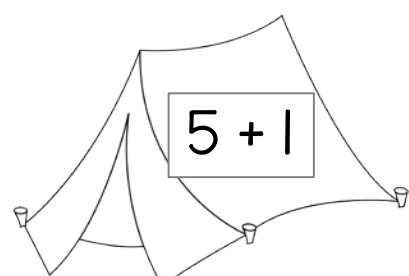
$5 + 0$



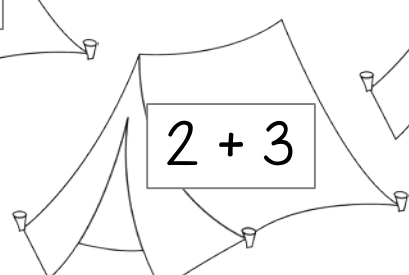
$1 + 4$



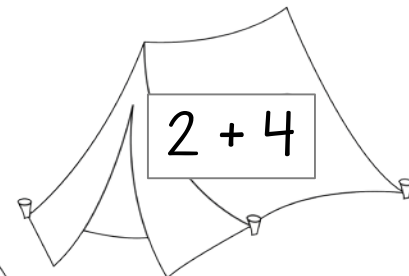
$2 + 5$



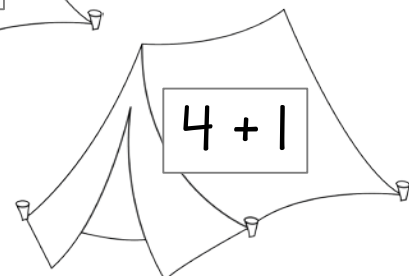
$5 + 1$



$2 + 3$



$2 + 4$



$4 + 1$

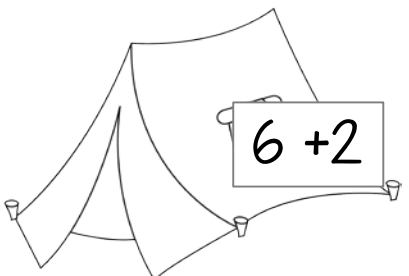
Name: \_\_\_\_\_

Find 10

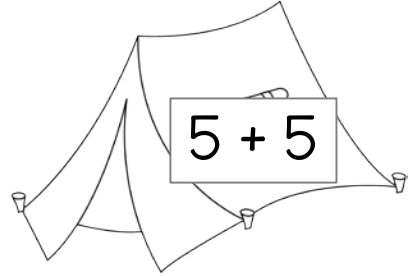
Color the starfish that make 10.



$6 + 5$



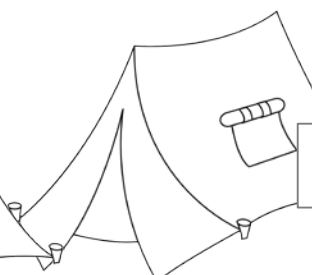
$6 + 2$



$5 + 5$




$8 + 2$



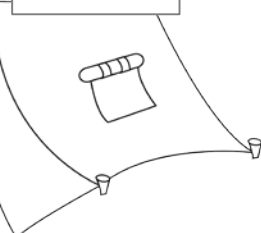
$3 + 7$



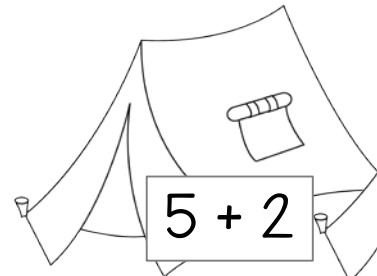
$6 + 3$




$6 + 7$



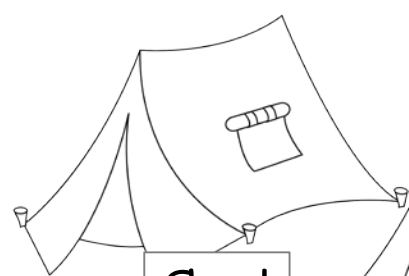
$2 + 8$



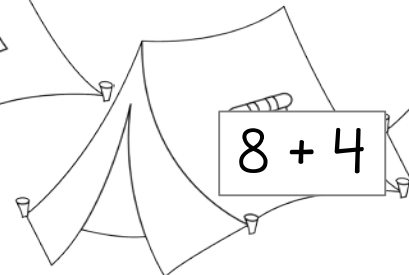
$5 + 2$




$4 + 6$



$9 + 1$




$8 + 4$



$4 + 7$

Name: \_\_\_\_\_

Write the number in different ways.




number form	word form	expanded form
19		
	nine	
		$10 + 3$
	sixteen	
18		
		$10 + 6$
	fifteen	



Name: \_\_\_\_\_

Write the number in different ways.




number form	word form	expanded form
74		
	twenty-eight	
		$30 + 9$
	fifty-six	
84		
		$40 + 7$
	eighty-five	



Name: \_\_\_\_\_

Write the number in different ways.



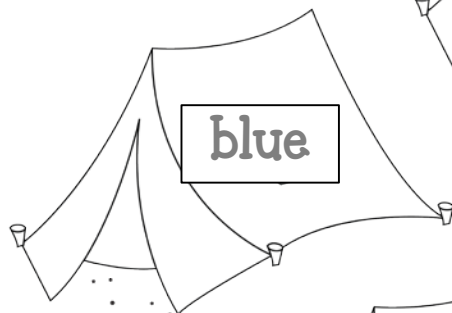








number form	word form	expanded form
641		
	four hundred twenty-nine	
		$700 + 40 + 8$
	three hundred seventy-two	
816		
		$200 + 30 + 7$
	five hundred forty-three	



Name: \_\_\_\_\_

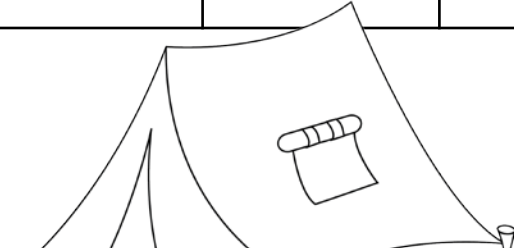
Color the tents.






Name: \_\_\_\_\_

Color the letters in the words  
CAMPING

a	b	c	d	e
f	g	h	i	j
k	l	m	n	o
p	q	r	s	t
u	v	w	x	y
z				



Name: \_\_\_\_\_

## Color the beginning sound.

Read each word. Think of the BEGINNING sound.  
Say it out loud. Color the box with the letter that  
makes that sound.




h

g

t

f



s

b

t

f



d

m

k

b



p

r

f

j



r

m

a

t

Name: \_\_\_\_\_

Read each sentence. What comes at the end? Circle the correct mark.

Sentence	Ending Mark
Will you help me put up the tent	. ? !
Look at the raccoon	. ? !
We will make smores tonight	. ? !
The fire is so big	. ? !
Do you have the flashlight	. ? !
Let's make hotdogs for dinner	. ? !

Name: \_\_\_\_\_

Write the words in ABC order.

camp

tent

raccoon

fire

moon

star

hike



1.

\_\_\_\_\_

2.

\_\_\_\_\_

3.

\_\_\_\_\_

4.

\_\_\_\_\_

5.



\_\_\_\_\_

6.

\_\_\_\_\_


7.

\_\_\_\_\_



Name: \_\_\_\_\_

## Count the Syllables




1

2

3

tent



1

2

3

flashlight



1

2

3

compass



1

2

3

ladybug



1

2

3

campfire



1

2



3

tree



Name: \_\_\_\_\_

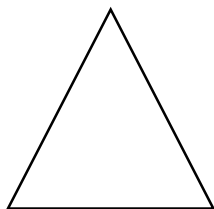
## Name the Shape



circle

square

triangle



rectangle

square


triangle



circle

rectangle

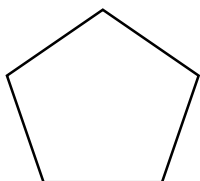
triangle



circle

square

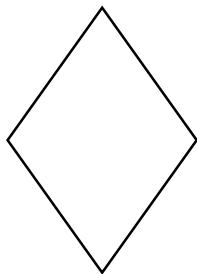
oval



pentagon

square

triangle



square

diamond

triangle







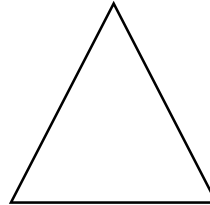


Name: \_\_\_\_\_

## Name the Shape




circle
square
triangle



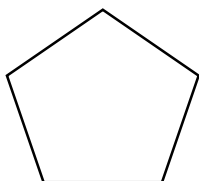
rectangle
square
triangle



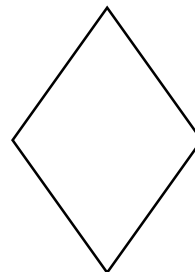
circle
rectangle
triangle



circle
square
oval



pentagon
square
triangle



square
parallelogram
triangle



Name: \_\_\_\_\_






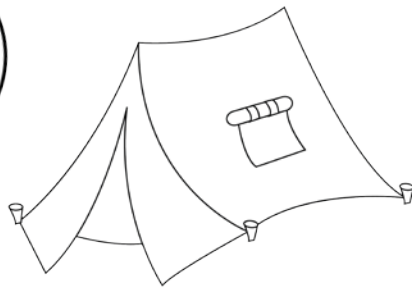
Find & Graph the Camping Words

tent raccoon tent hike tree  
compass hike tree compass hike  
hike hike raccoon flashlight  
flashlight raccoon raccoon  
tent tree  
tree raccoon compass tree


tent	tree	flashlight	compass	raccoon	hike

Name: \_\_\_\_\_

- ☐ Color one flashlight blue.
- ☐ Color two stars yellow.
- ☐ Color one campfire orange.
- ☐ Color two trees green.
- ☐ Color one raccoon gray.
- ☐ Color one compass red.





Name: \_\_\_\_\_



Practice your reading fluency.  
Read each sentence  
over and over.





- ☐ I am excited for Saturday.
- ☐ We will go camping.
- ☐ My family will put up a tent.
- ☐ My sister will build a campfire.
- ☐ What will we cook for dinner?
- ☐ I hope we can have s'mores for dessert.
- ☐ Will you tell spooky stories before bed?
- ☐ I like to watch the stars at night.



Name: \_\_\_\_\_

# Days of the Week

Write the day that is missing.



Tuesday		Thursday
---------	--	----------

Friday		Sunday
--------	--	--------

	Thursday	Friday
--	----------	--------


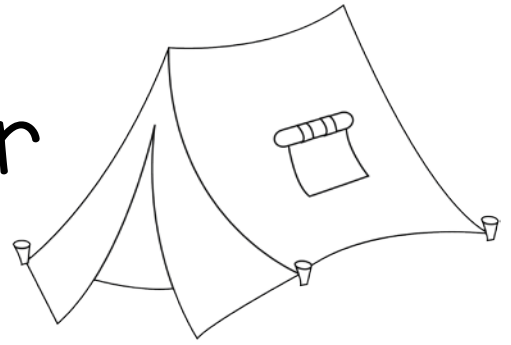
	Tuesday	Wednesday
--	---------	-----------

Saturday	Sunday	
----------	--------	--

Name: \_\_\_\_\_

# Months of the Year

Write the month that is missing.



January		March
---------	--	-------

	May	June
--	-----	------

September	October	
-----------	---------	--


	April	May
--	-------	-----

June		August
------	--	--------



Name: \_\_\_\_\_


Sort the words.



hat lake bat sat take

tap tape cap rain


man can take



short a	long a

Name: \_\_\_\_\_

Sort the words.



bet

set

seat

heal

tell

bead

bed


pet

feel

team

met


fell



short e	long e

Name: \_\_\_\_\_


Sort the words.



bit      kite      fine      rip      sit

dime      light      ride      fit

quit      lick      like      time



short i	long i

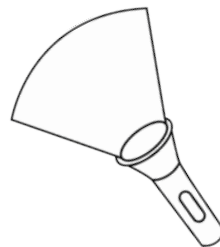
Name: \_\_\_\_\_

Sort the words.

boat code dot soap

got hop mop hope


sock pack rose toad




short o	long o

Name: \_\_\_\_\_

Sort the words.



cub      bun      use      cute  
rub      tub      huge      luck  
duck      blue      nut      glue



short u	long u

Name: \_\_\_\_\_

Sort the words.

tent

climb

hot

smoky

fire

build

red



hike

compass

cook

stick

raccoon




nouns	verbs	adjectives



Name: \_\_\_\_\_

Write the Upper Case Alphabet

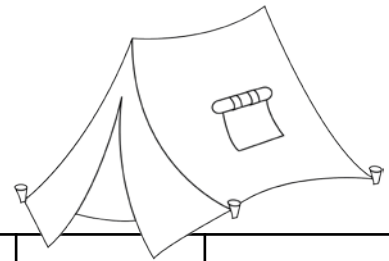


A						
		J				
						U
				Z		

©www.thecurriculumcorner.com

Name: \_\_\_\_\_

Write the Upper Case Alphabet

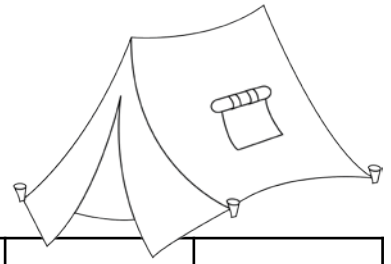


A						
		J				
						U
				Z		

©www.thecurriculumcorner.com

Name: \_\_\_\_\_

Write the Lower Case Alphabet

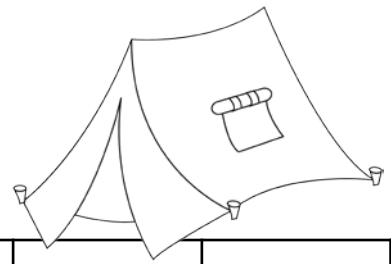


a						
	i					
			r			
				z		

©www.thecurriculumcorner.com

Name: \_\_\_\_\_

Write the Lower Case Alphabet




a						
	i					
			r			
				z		

©www.thecurriculumcorner.com

Name: \_\_\_\_\_

Unscramble the mixed up sentences.  
Write them correctly on the line.



tent easy put was to together our

\_\_\_\_\_

\_\_\_\_\_

help can build a you campfire me

\_\_\_\_\_

\_\_\_\_\_

favorite what food take to is camping your

\_\_\_\_\_


\_\_\_\_\_

spooky story you told the very is

\_\_\_\_\_

\_\_\_\_\_

Write your own sentence about camping!



\_\_\_\_\_

\_\_\_\_\_

Name: \_\_\_\_\_

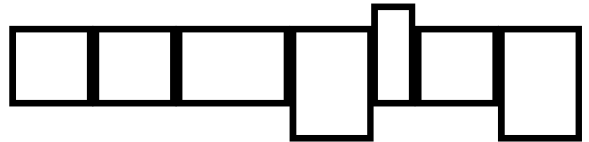
The word is: **camping**

Draw a picture.

Write the word.

camping

Show the shape.



Unscramble the sentence.

--	--	--	--

©www.thecurriculumcorner.com

will	We	camping.	go
------	----	----------	----

Name: \_\_\_\_\_

The word is: **tent**

Draw a picture.

Write the word.

tent

Show the shape.



Unscramble the sentence.

--	--	--	--

©www.thecurriculumcorner.com

tent?	Where	the	is
-------	-------	-----	----

Name: \_\_\_\_\_

The word is: **hike**

Draw a picture.

Write the word.

hike

Show the shape.



Unscramble the sentence.

--	--	--	--

©www.thecurriculumcorner.com

hike	go	Let's	!
------	----	-------	---



Name: \_\_\_\_\_

The word is: **trees**

Draw a picture.

Write the word.

trees

Show the shape.



Unscramble the sentence.

--	--	--	--

©www.thecurriculumcorner.com

see

I


trees.

three







Name: \_\_\_\_\_



## Roll & Write




Roll the dice. Write the word that matches the number you roll.

 camp		
 hike		
 tree		
 fire		
 tent		
 flashlight		







Name: \_\_\_\_\_



## Roll & Read




Roll the dice. Write the word that matches the number you roll. Read the word. Color the box.

	camp	camp	camp
	hike	hike	hike
	tree	tree	tree
	fire	fire	fire
	tent	tent	tent
	flashlight	flashlight	flashlight







Name: \_\_\_\_\_



## Roll & Write




Roll the dice. Write the word that matches the number you roll.

 the		
 of		
 and		
 a		
 to		
 in		







Name: \_\_\_\_\_



## Roll & Write




Roll the dice. Write the word that matches the number you roll.

 is		
 you		
 that		
 it		
 he		
 was		







Name: \_\_\_\_\_



## Roll & Write



Roll the dice. Write the word that matches the number you roll.


 <b>for</b>		
 <b>on</b>		
 <b>are</b>		
 <b>as</b>		
 <b>with</b>		
 <b>his</b>		









Name: \_\_\_\_\_



## Roll & Write




Roll the dice. Write the word that matches the number you roll.

 they		
 I		
 at		
 be		
 this		
 have		







Name: \_\_\_\_\_



## Roll & Write



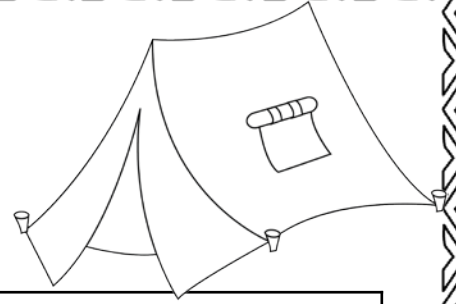
Roll the dice. Write the word that matches the number you roll.

 from		
 or		
 one		
 had		
 by		
 words		

Name: \_\_\_\_\_



## Camping Verbs




The verb is...	Yesterday I...
hike	
fish	
build	
paddle	
camp	
cook	
climb	


Name: \_\_\_\_\_



## Camping Verbs

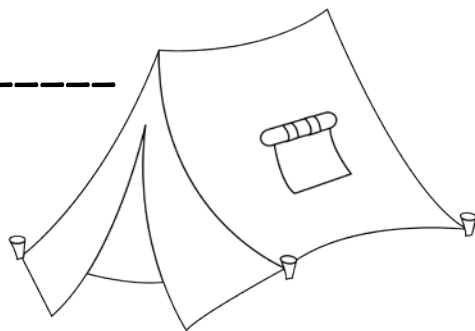


<b>Past tense Yesterday I...</b>	<b>Present tense Today I am...</b>	<b>Future tense Tomorrow I will...</b>
		<b>hike</b>
		<b>fish</b>
		<b>build</b>
		<b>paddle</b>
		<b>camp</b>
		<b>cook</b>
		<b>climb</b>



Name: \_\_\_\_\_

# Camping



Looks like:

Sounds like:

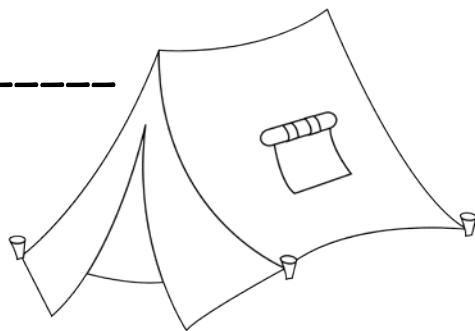
Tastes like:

Feels like:



Name: \_\_\_\_\_

# Hiking



Looks like:

Sounds like:

Tastes like:

Feels like:





Name: \_\_\_\_\_



# Research


Choose a forest animal to research.

Share a fact in each square using words and pictures.

The animal is:


--


Name: \_\_\_\_\_



Four sets of horizontal lines for writing, each consisting of a solid top line, a dashed middle line, and a solid bottom line.

Name: \_\_\_\_\_



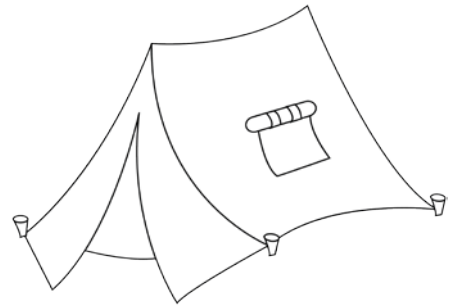
---

---

---

---

Name: \_\_\_\_\_



---

---

---

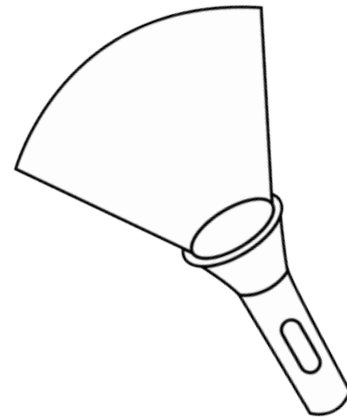
---

---

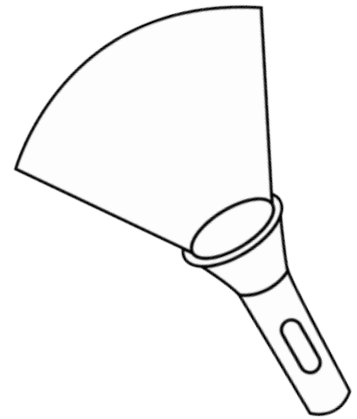
---

---

Name: \_\_\_\_\_

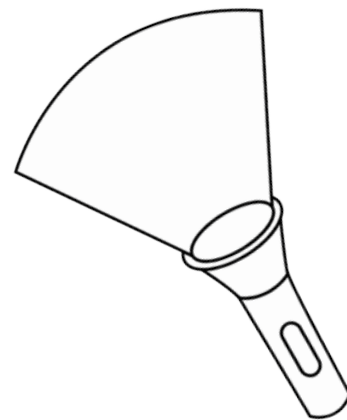


Name: \_\_\_\_\_



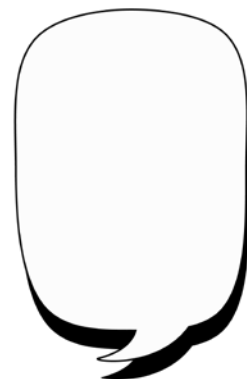







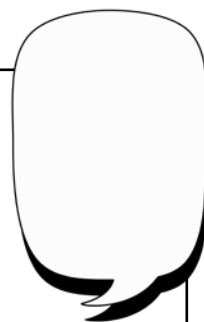
Name: \_\_\_\_\_



Name: \_\_\_\_\_



Name: \_\_\_\_\_



Name: \_\_\_\_\_

