

26 Christmas

MATH & LITERACY CENTERS

for kindergarten

The Curriculum Corner



Count the Presents



Count the Candy Canes











Roll & Cover















Roll 2 & Cover



Count and write how many


				
				





				

Count and write how many

Fill in the Missing Numbers

1 3

4 6

5 7

7 9

2 4

8 10





1

2

3

4

5

6

7

8

9



one

two

three

four










five





six

seven

eight


nine





10

ten





Complete the 100s Chart

1									



Complete the 100s Chart

1	11	21	31	41	51	61	71	81	91



Complete the 100s Chart

1			4				9		
11		13			16				
21						28		30	
31	32			35		37			
41		43	44				49		
51	52				56		58	60	
61				65			69		
71		73				77			
81			84		86		88		
91				95		97		99	



Complete the 100s Chart

1			4		6	7		9	
11		13		15	16			19	
21			24			27	28		30
31	32			35		37		39	
41		43	44				48	49	
51	52		54		56		58		60
61	62			65		67		69	
71		73		75		77			80
81	82		84		86		88		
91		93		95		97		99	

count
by 2s

2

4

6

8

10

12

14

16

18

20

22

24

26

28

30

32

34

count
by 5s

5

10

15

20

25

30

35

40

45

50

55

60

65

70

75

80

85

90

95

100

105

110

115

120

125

130

count
by 10s

10

20

30

40

50

60

70

80

90

100

110

120

130

140

150

160

170

Christmas BUMP!



Roll 2 number cubes. Add the 2 numbers. Cover that space with a marker. You can BUMP your partner's marker. If you cover your space with 2 markers, your spot cannot be bumped. The first player to use all 10 markers wins.

a

b

c

d

e

f

g

h

i

j

k

l

m

n

o

p

q

r

s

t

u

v

w

x

y

z

A

B

C

D

E

F

G

H

I

J

K

L

M

N

O

P

Q

R

S

T

U



V

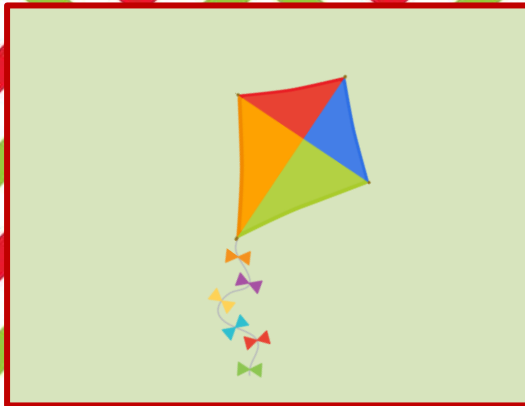

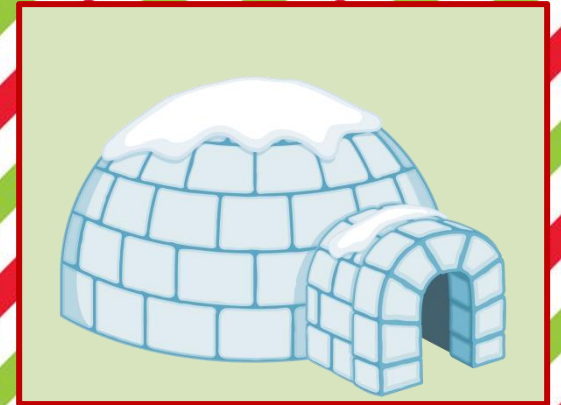
W


X








Y

Z



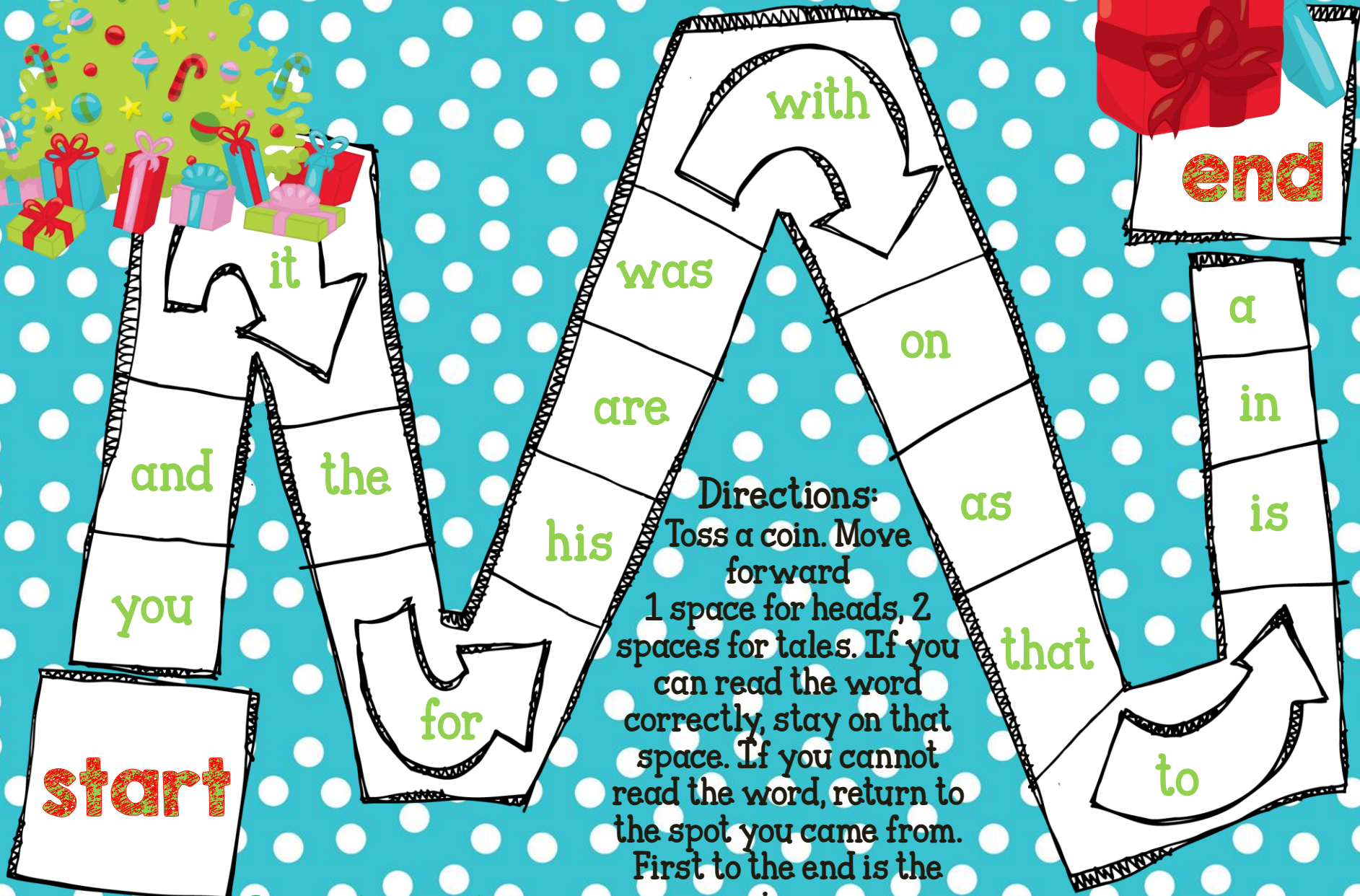






Fry
Word

Present Hunt



Directions:
Toss a coin. Move forward 1 space for heads, 2 spaces for tails. If you can read the word correctly, stay on that space. If you cannot read the word, return to the spot you came from. First to the end is the winner.

Fry
Word

Present Hunt



have

one

or

from

had

by

not

all

I

at

we

words

Directions:
Toss a coin. Move forward
1 space for heads, 2
spaces for tails. If you
can read the word
correctly, stay on that
space. If you cannot
read the word, return to
the spot you came from.
First to the end is the
winner.

the

of

and

a

to

in

is

you

that

it

he

was

for

on

are

as

with

his

they

I

at

be

this

have

from

or

one

had

by

words

but

not

what

all

were

we

when

your

can

said

there

use

an

each

which

she

do

how

their

if

will

up

other

about

out

many

then

them

these

so

some

her

would

make

like

him

into

time

has

look

two

more

write

go

see

number

no

way

could

people

my

than

first

water

been

called

who

am

its

now

find

long

down

day

did

get

come

made

may

part

No 
Peeking!

No 
Peeking!

No 
Peeking!

No 
Peeking!

Roll & Read

1 or 2

3 or 4


5 or 6

Roll & Write

1 or 2


3 or 4

5 or 6



Name: _____

Roll & Write



<div data-bbox="184 448 378 646"></div> <div data-bbox="378 448 1045 646"><div></div><div></div><div></div></div>	<div data-bbox="1060 431 1253 630"></div> <div data-bbox="1253 431 1921 630"><div></div><div></div><div></div></div>
<div data-bbox="199 797 392 995"></div> <div data-bbox="392 797 1045 995"><div></div><div></div><div></div></div>	<div data-bbox="1066 797 1260 995"></div> <div data-bbox="1260 797 1921 995"><div></div><div></div><div></div></div>
<div data-bbox="214 1162 407 1360"></div> <div data-bbox="407 1162 1045 1360"><div></div><div></div><div></div></div>	<div data-bbox="1073 1162 1266 1360"></div> <div data-bbox="1266 1162 1921 1360"><div></div><div></div><div></div></div>

Directions: Place Fry word cards on the Roll & Write mat. Roll a die and record the number in a box above. Flip a card with the number you rolled and record the word on the line.

Write the Missing Letter



_ookie



_resent




_anta



_andy



_ree



_udolph

When will
Santa come?

We will put
cookies by
the tree.

I will open a
present.

I saw
Rudolph.



My mom said
no peeking!

Do you see
Santa?

The candy
cane is red
and white.


The tree is
green.

Rudolph ran
fast!


Can I have
one present?

He has two
cookies.

She will hang
a stocking.



Name: _____



Directions: Choose a sentence card. Write the sentence. Draw a picture to show the sentence.



Christmas

present
gift

red
green
brown



star
Rudolph
reindeer



Santa
sled



fireplace
stocking

tree




candy cane

cookies




milk

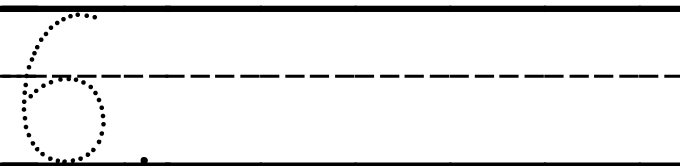
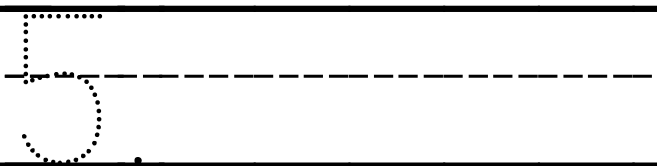
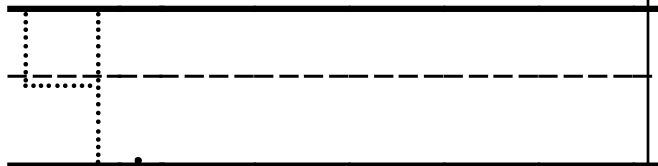
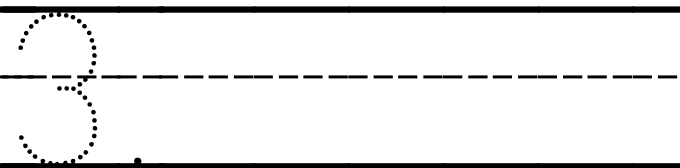
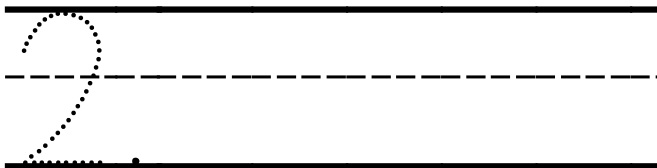
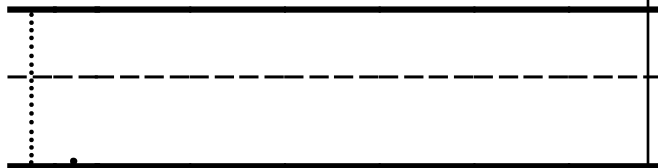





Name: _____



Directions: Write a sentence with the help of the word wall. Draw a picture to show the sentence.



Name: _____



1

2

3

4

5

6