

29 Snowmen






MATH & LITERACY CENTERS

for kindergarten
& 1st grade



The Curriculum Corner



Count the Snowflakes



Count the Snowflakes



Roll & Cover



Roll 2 & Cover



Count and write how many

★	★			

★	★	★	★	★
★	★	★		

★	★	★	★	★
★				

★	★	★	★	

Count and write how many

★				

★	★	★	★	★
★	★			

★	★	★	★	★
★	★	★	★	

★	★	★	★	★

Fill in the Missing Numbers

1 3

4 6

5 7

7 9



2 4

8 10



1

2

3

4

5

6

7

8

9

one

two

three

four










five






six

seven

eight


nine





10

ten





Complete the 100s Chart

1									



Complete the 100s Chart

1									
11									
21									
31									
41									
51									
61									
71									
81									
91									



Complete the 100s Chart

1			4				9		
11		13			16				
21							28		30
31	32			35			37		
41		43	44				49		
51	52					56		58	60
61				65			69		
71		73					77		
81			84					88	
91				95			97		99



complete the 100s Chart

1			4		6	7		9	
11		13		15	16			19	
21			24			27	28		30
31	32			35		37		39	
41		43	44				48	49	
51	52		54		56		58		60
61	62			65		67		69	
71		73		75		77			80
81	82		84		86		88		
91		93		95		97		99	

count
by 2s

2

4

6

8

10

12

14

16

18

20

22

24

26

28

30

32

34

count
by 5s

5

10

15

20

25

30

35

40

45

50

55

60

65

70

75

80

85

90

95

100

105

110

115

120

125

130

count
by 10s

10

20

30

40

50

60

70

80

90

100

110

120

130

140

150

160

170

Snowman BUMP!



Roll 2 number cubes. Add the 2 numbers. Cover that space with a marker. You can BUMP your partner's marker. If you cover your space with 2 markers, your spot cannot be bumped. The first player to use all 10 markers wins.



Snowball Roll



$10 + \bigcirc = \bigcirc$

$10 + \bigcirc = \bigcirc$

$10 + \bigcirc = \bigcirc$

$10 + \bigcirc = \bigcirc$

$10 + \bigcirc = \bigcirc$

$10 + \bigcirc = \bigcirc$

$10 + \bigcirc = \bigcirc$

$10 + \bigcirc = \bigcirc$

$10 + \bigcirc = \bigcirc$

$10 + \bigcirc = \bigcirc$

$10 + \bigcirc = \bigcirc$

$10 + \bigcirc = \bigcirc$




Directions: Roll 1 die. Record the number in the circle. Solve each fact.






Mental Math



	1 more	1 less	10 more	10 less
38				
81				
63				
24				
56				
47				
72				



Mental Math



	10 more	10 less	100 more	100 less
248				
792				
620				
807				
361				
236				
153				

a

b

c

d

e

f

g

h

i

j

k

l

m

n

o

p

q

r

s

t

u

v

w

x

y

z

A

B

C

D

E

F

G

H

I

J

K

L

M

N

O

P

Q

R

S

T

U



V


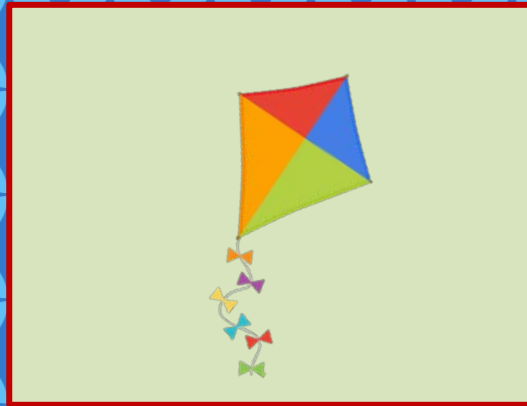

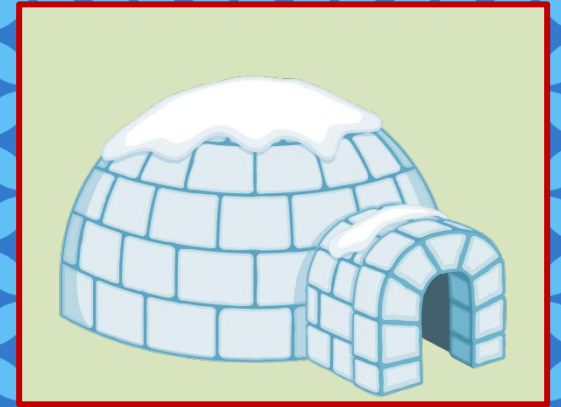
W



X





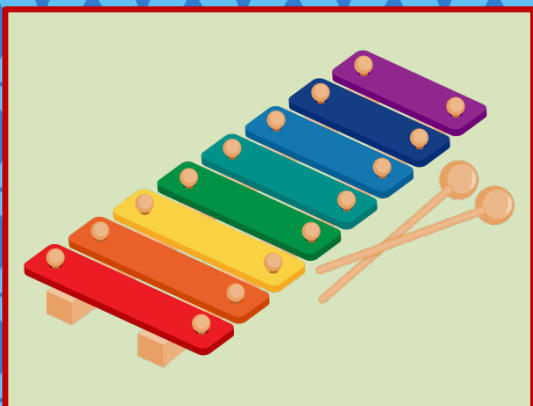
Y

Z





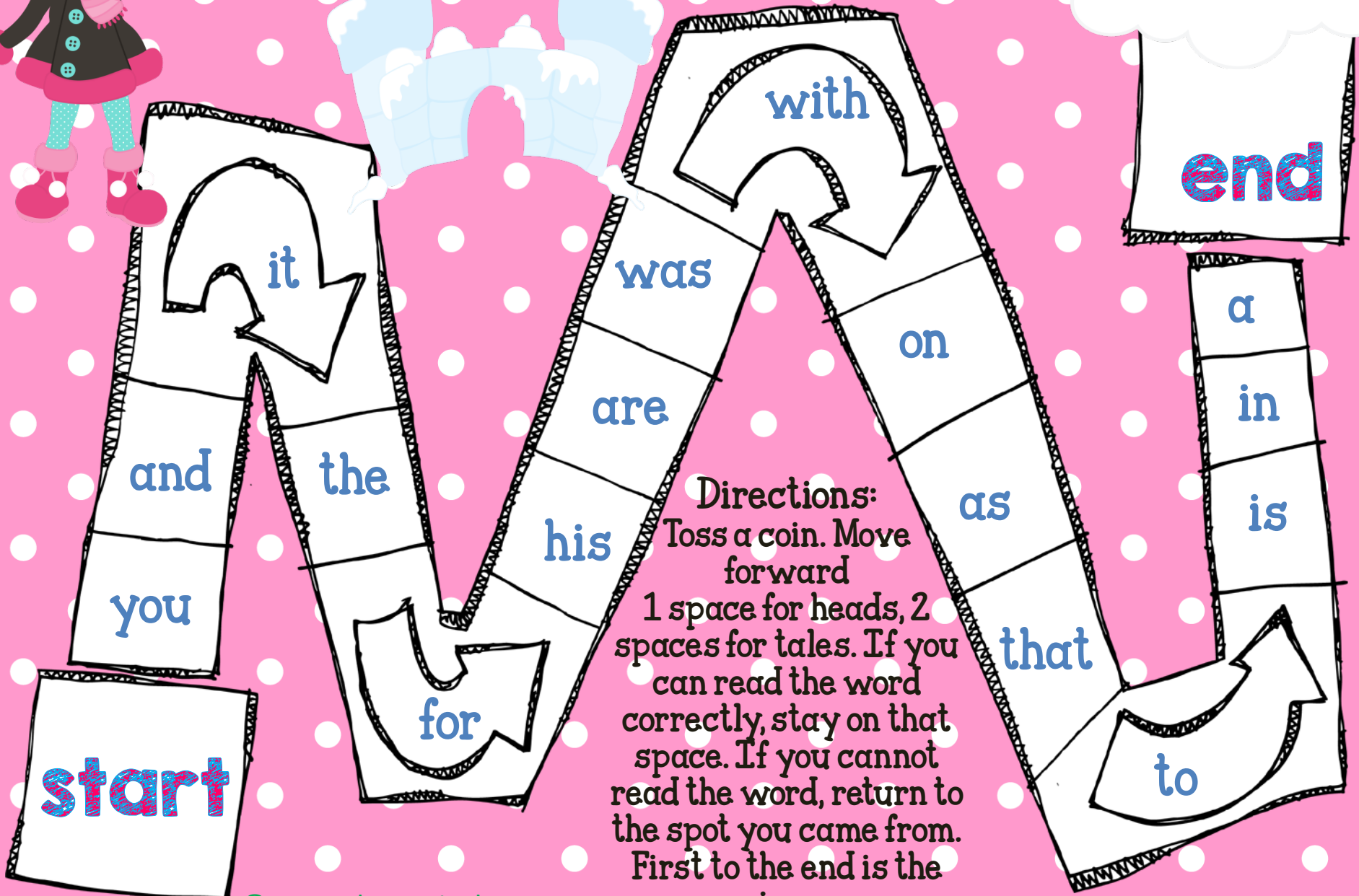






Fry
Word

Snowball Fight



Directions:
Toss a coin. Move
forward
1 space for heads, 2
spaces for tails. If you
can read the word
correctly, stay on that
space. If you cannot
read the word, return to
the spot you came from.
First to the end is the
winner.



Fry Word Snowball Fight



Directions:
Toss a coin. Move forward 1 space for heads, 2 spaces for tails. If you can read the word correctly, stay on that space. If you cannot read the word, return to the spot you came from. First to the end is the winner.

the

of

and

a

to

in

is

you

that

it

he

was

for

on

are

as

with

his

they

I

at

be

this

have

from

or

one

had

by

words

but

not

what

all

were

we

when

your

can

said

there

use

an

each

which

she

do

how

their

if

will

up

other

about

out

many

then

them

these

so

some

her

would

make

like

him

into

time

has

look

two

more

write

go

see

number

no

way

could

people

my

than

first

water

been

called

who

am

its

now

find

long

down

day

did


get

come

made

may

part



Roll & Read



1 or 2

3 or 4

5 or 6

Roll & Write



1 or 2

3 or 4

5 or 6



Name: _____

Roll & Write




Directions: Place Fry word cards on the Roll & Write mat. Roll a die and record the number in a box above. Flip a card with the number you rolled and record the word on the line.

Write the Missing Letter




_nowman



_arrot



_at



_carf



_oots



_uild

Let's build a
snowman!

Where is the
carrot?

I need a hat.

That
snowman is
so big!

Look at all of
the snow!

I will build
two
snowmen.

Where is the
hat?

Can you help
me?

The snow is
white.

How much
snow is
there?

There are
three
snowmen.

That is
amazing!



Name: _____

Directions: Choose a sentence card. Write the sentence. Draw a picture to show the sentence.

Snowmen



snow




white
blue

Frosty

snowflake
blizzard

build



carrot
coal
hat
scarf
arms

cold
frozen

skate
sled



fort





Name: _____

Directions: Write a sentence with the help of the word wall. Draw a picture to show the sentence.



1

2

3



4

5

6

Name: _____



1

2

3

4

5

6

