



20 Teddy Bear




Math & Literacy Centers

for kindergarten

The Curriculum Corner



Count the Paws






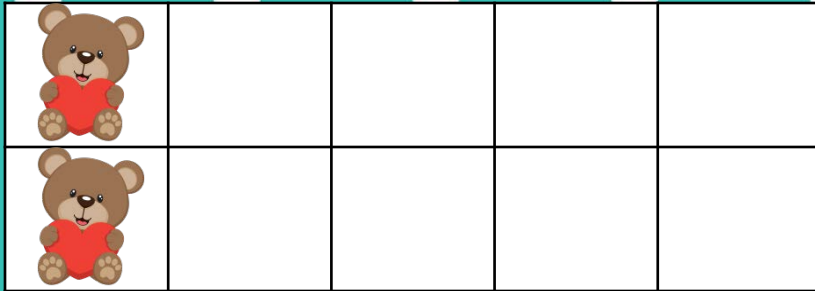
Count the Bears







Roll & Cover



Count and write how many.



Count and write how many.



Fill in the Missing Numbers

2 4

5 7



6 8

4 6



3 5

7 9

1

2

3

4

5

6

7

8

9

one

two

three

four







five



six

seven

eight


nine





10


ten





Complete the 100s Chart

1									



Complete the 100s Chart

1									
11									
21									
31									
41									
51									
61									
71									
81									
91									



Complete the 100s Chart

1										10
										20
										30
										40
										50
										60
										70
										80
										90
										100



Complete the 100s Chart

1				5				8		
	12								19	
		23					27			30
31					34			38		
	42			45			47			50
		53						58		
61									69	
		73					66			80
	82				84			88		
91							96	97		



Practice Skip Counting



2, ____, 6, 8, ____, 12 ____,

5, ____, 15, 20, ____, 30

10, ____, 30, 40, ____, ____



Practice Skip Counting

4, 6, ____, 10, ____, ____, 16

18, 20, 22, ____, ____, 28,

30, ____, ____, 36, ____, ____

Practice Skip Counting

5, ____, 15, ____, 25, ____, 35

40, ____, 50, ____, ____, 65

____, 75, ____, ____, 90, ____, 100



Practice Skip Counting

10, ____, 30, ____, ____, 60

____, ____, 90, ____, 110



Teddy Bear BUMP!



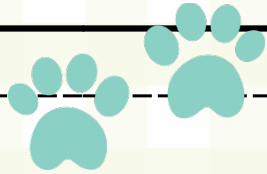
Roll 2 number cubes. Add the 2 numbers. Cover that space with a marker. You can BUMP your partner's marker. If you cover your space with 2 markers, your spot cannot be bumped. The first player to use all 10 markers wins.

Trace the Letters



A B C D E F G

H I J K L M N O



P Q R S T U V




W X Y Z



Trace the Letters



a b c d e f g



h i j k l m n o



p q r s t u v

w x y z





Fill in the Letters

a b d e g

h i j k m o



p q s t v

w y z



Fill in the Letters



A C D F G

H I J L M O



P R S U V

W X Z



a

b

c

d

e

f

g

h

i

j

k

l

m

n

o

p

q

r

s

t

u

v

w

x

y

z

A

B

C

D

E

F

G

H

I

J

K

L

M

N

O

P

Q

R

S

T

U



V


W






X


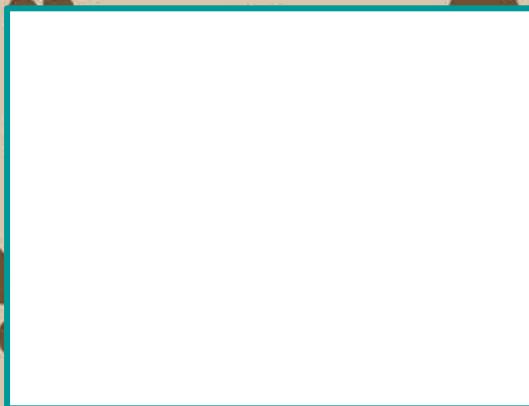






Y


Z











Follow the ABC Path

A	B	C	D	T	P	F
Z	Q	M	E	V	I	P
S	D	X	F	G	H	K
L	W	K	Y	R	I	B
R	E	X	C	K	J	M
V	U	N	M	L	I	U
Q	P	O	A	Q	F	O
R	S	T	U	V	P	B
J	Z	Y	X	W	N	L



Follow the ABC Path

a	b	q	d	t	p	m
z	c	d	e	v	i	j
s	m	a	f	g	h	k
l	w	k	y	r	j	l
r	v	x	c	i	n	m
v	u	r	q	p	o	u
w	t	s	x	b	f	o
x	y	w	h	h	n	b
j	z	u	g	v	e	c



Fry Word **Teddy Bear Trail**



his

end

is

that

for

and

are

the

a

in

Directions:

as

it

with

Toss a coin. Move
forward

1 space for heads, 2
spaces for tails. If you

was

can read the word
correctly, stay on that
space. If you cannot

read the word, return to
the spot you came from.

First to the end is the

winner.

to

on

you

start





Fry Word **Teddy Bear Trail**



end

have

by

or

be

I

one

and

at

from

Directions:

they

we

this

Toss a coin. Move
forward

1 space for heads, 2
spaces for tails. If you
can read the word
correctly, stay on that
space. If you cannot
read the word, return to
the spot you came from.

all

words

had

not

start

First to the end is the
winner.

the

of

and

a

to

in

is

you

that

it

he

was

for

on

are

as

with

his

they

I

at

be

this

have

from

or

one

had

by

words

but

not

what

all

were

we

when

your

can

said

there

use

an

each

which

she

do

how

their

if

will

up

other

about

out

many

then

them

these

so

some

her

would

make

like

him

into

time

has

look

two

more

write

go

see

number

no

way

could

people

my

than

first

water

been

called

who

am

its

now

find

long

down

day

did

get

come

made

may

part



Roll & Read

1 or 2

3 or 4


5 or 6

Roll & Write

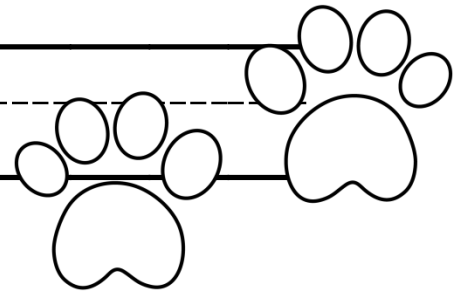
1 or 2

3 or 4

5 or 6



Name: _____



Roll & Write

<div data-bbox="184 451 378 646"></div> <div data-bbox="378 467 1045 634"><div></div><div></div><div></div></div>	<div data-bbox="1060 435 1253 630"></div> <div data-bbox="1253 451 1921 618"><div></div><div></div><div></div></div>
<div data-bbox="199 800 392 995"></div> <div data-bbox="392 816 1045 984"><div></div><div></div><div></div></div>	<div data-bbox="1066 800 1257 995"></div> <div data-bbox="1257 816 1921 984"><div></div><div></div><div></div></div>
<div data-bbox="214 1166 407 1360"></div> <div data-bbox="407 1182 1045 1349"><div></div><div></div><div></div></div>	<div data-bbox="1073 1166 1264 1360"></div> <div data-bbox="1264 1182 1921 1349"><div></div><div></div><div></div></div>

Directions: Place Fry word cards in the three columns on the Roll & Write mat. Roll a die and record the number in a box above. Flip a card with the number you rolled and record the word on the line.



What Season Is It?









1.

2.

3.


4.

5.

6.



Name: _____



1

2

3

4

5

6

Directions: Find the numbered cards around the classroom. Write the word you see on the card next to the number on this page.

My teddy
bear is soft.

The teddy
bear is
brown.

Have a picnic
with your
teddy bear.

Give your
teddy bear a
hug.

I took my
teddy bear in
the car.

Put the
teddy bear
in the box.

The teddy
bear has a
pink nose.

The teddy
bear has a
hat on its
head.

I see four
teddy bears.


The teddy
bear has
shoes.

We play with
our teddy
bears.


The teddy
bear was my
birthday
present.



Name: _____

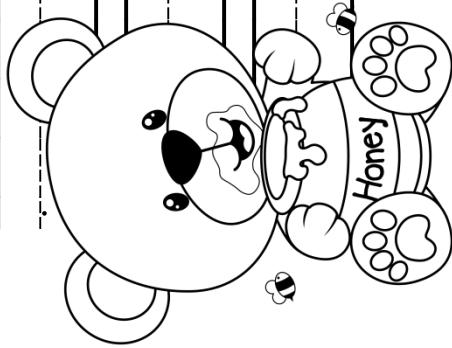


Name: _____

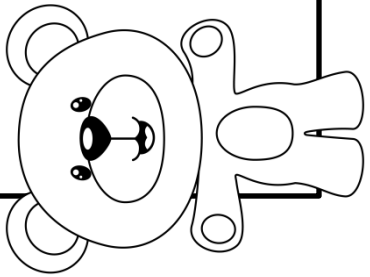



A large empty rectangular box for drawing or writing.


Eight sets of horizontal writing lines, each consisting of a solid top line, a dashed middle line, and a solid bottom line.





Name: _____



.....



Name: _____



Name: _____

