



20 Thanksgiving

Math & Literacy Centers

for kindergarten

The Curriculum Corner



Count the Leaves





Count the Feathers



Roll & Cover



Count and write how many

Count and write how many

Fill in the Missing Numbers

1 3

4 6

5 7

7 9

GIVE THANKS

2 4

8 10





1

2

3

4

5

6

7

8

9



one

two

three

four










five




six

seven

eight

nine





10

ten





Complete the 100s Chart

1									



Complete the 100s Chart

1									
11									
21									
31									
41									
51									
61									
71									
81									
91									



Complete the 100s Chart

1		4				9	
11		13			16		
21						28	30
31	32			35		37	
41		43	44			49	
51	52				56	58	60
61				65		69	
71		73				77	
81			84		86	88	
91				95		97	99



Complete the 100s Chart

1			4		6	7		9	
11		13		15	16			19	
21			24			27	28		30
31	32			35		37		39	
41		43	44				48	49	
51	52		54		56		58		60
61	62			65		67		69	
71		73		75		77			80
81	82		84		86		88		
91		93		95		97		99	

Practice Skip Counting

2, 4, ____, 8, ____, ____, 14

5, 10, ____, 20, ____, 30

10, 20, ____, 40, ____, ____

Practice Skip Counting

2, 4, ____, 8, ____, ____, 14

16, 18, 20, ____, ____, 26, ____

30, ____, ____, 36, ____, ____

Practice Skip Counting

5, 10, ____, 20, ____, ____, 35

40, ____, ____, 55, ____, 65

70, ____, ____, 85, ____, ____, 100

Practice Skip Counting

10, 20, ____, ____, 50

60, ____, ____, 90, ____

Pumpkin BUMP!



Roll 2 number cubes. Add the 2 numbers. Cover that space with a marker. You can BUMP your partner's marker. If you cover your space with 2 markers, your spot cannot be bumped. The first player to use all 10 markers wins.

Trace the Letters



A B C D E F G

H I J K L M N O


P Q R S T U V



W X Y Z




Trace the Letters



a b c d e f g

h i j k l m n o




p q r s t u v

w x y z



Fill in the Letters



a b d e g

h i j k m o

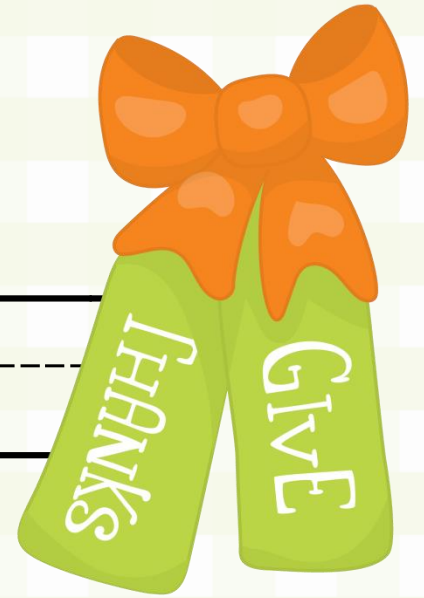


p q s t v

w y z



Fill in the Letters



A C D F G

H I J L M O



GIVE THANKS

P R S U V

W X Z



a

b

c

d

e

f

g

h

i

j

k

l

m

n

o

p

q

r

s

t

u

v

w

x

y

z

A

B

C

D

E

F

G

H

I

J

K

L

M

N

O

P

Q

R

S

T

U



V


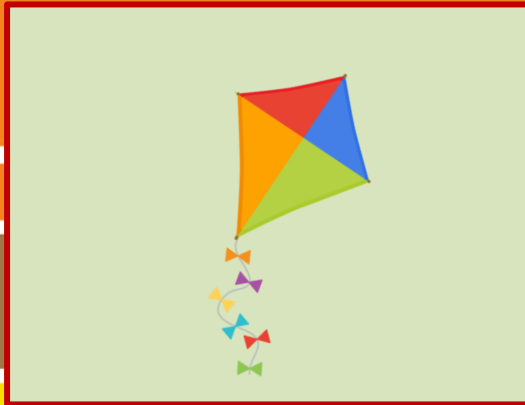

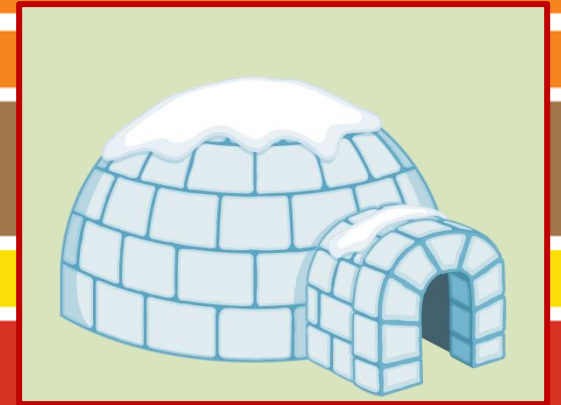
W


X


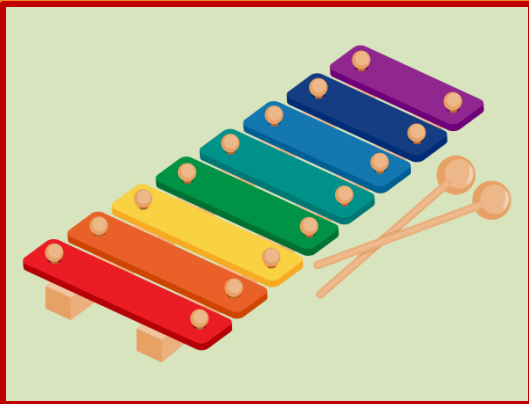
Y

Z











Follow the ABC Path

A	B	Q	D	T	P	F
Z	C	M	A	H	I	J
S	D	E	F	G	V	K
L	W	K	Y	R	J	L
R	E	X	C	O	N	M
V	U	T	C	P	I	U
W	B	S	R	Q	F	O
X	Y	W	H	H	P	B
J	Z	U	G	V	N	L



Follow the ABC Path

a	b	q	d	t	p	f
z	c	m	a	h	i	j
s	d	e	f	g	v	k
l	w	k	y	r	j	l
r	e	x	c	o	n	m
v	u	t	c	p	i	u
w	b	s	r	q	f	o
x	y	w	h	h	p	b
j	z	u	g	v	n	l

Fry
Word

Turkey Trot

it

and

you

start

the

for

was

are

his

with

on

as

that

end

a

in

is

to

Directions:
Toss a coin. Move forward
1 space for heads, 2
spaces for tails. If you
can read the word
correctly stay on that
space. If you cannot
read the word, return to
the spot you came from.
First to the end is the
winner.

Fry
Word

Turkey Trot

be

and

they

start

this

have

one

or

from

had

Directions:

Toss a coin. Move forward 1 space for heads, 2 spaces for tails. If you can read the word correctly stay on that space. If you cannot read the word, return to the spot you came from. First to the end is the winner.

by

not

all

end

I

at

we

words

the

of

and

a

to

in

is

you

that

it

he

was

for

on

are

as

with

his

they

I

at

be

this

have

from

or

one

had

by

words

but

not

what

all

were

we

when

your

can

said

there

use

an

each

which

she

do

how

their

if

will

up

other

about

out

many

then

them

these

so

some

her

would

make

like

him

into

time

has

look

two

more

write

go

see

number

no

way

could

people

my

than

first

water

been

called

who

am

its

now

find

long

down

day

did

get

come

made

may

part



Roll & Read

1 or 2

3 or 4


5 or 6

Roll & Write


1 or 2

3 or 4

5 or 6



Name: _____



Roll & Write

Directions: Place Fry word cards on the Roll & Write mat. Roll a die and record the number in a box above. Flip a card with the number you rolled and record the word on the line.

Write the Missing Letter



_umpkin



_eather



_ie



_urkey



_eaf



_orn


The background of the entire page is a repeating pattern of autumn leaves. There are large orange leaves, smaller red leaves, and green leaves, all scattered across the white background.

When will
we eat
dinner?

What are
you thankful
for?

Do you like
pumpkin pie?

The corn is
yellow.

The background of the entire image is a repeating pattern of autumn leaves. There are large orange leaves, smaller red leaves, and green leaves scattered across the white background. The leaves are stylized with simple outlines and some internal veining.

That is a
turkey.

What are
you thankful
for?

Do you like
pumpkin pie?

The corn is
yellow.

The background of the entire page is a repeating pattern of autumn leaves. There are large orange leaves, smaller red leaves, and green leaves, all scattered across the white background. The leaves are stylized with simple outlines and some internal vein details.

The turkey
was so noisy!


This is my
pumpkin.

I have a pie.

We will rake
the leaves.



Name: _____



A large rectangular box for drawing a picture, and two sets of handwriting practice lines (solid top and bottom lines with a dashed middle line) for writing a sentence.

Directions: Choose a sentence card. Write the sentence. Draw a picture to show the sentence.

Thanksgiving



turkey



feather



corn



pumpkin



acorn



tree



pie

orange

yellow

brown




leaf

family
friends





Name: _____



A large rectangular box for drawing a picture, followed by two sets of handwriting practice lines (solid top and bottom lines with a dashed middle line).

Directions: Write a sentence with the help of the word wall. Draw a picture to show the sentence.



1

2

3




4

5

6

Name: _____



1

2

3

4

5

6

