



Print & Go

Woodland Animals






Math & Literacy Practice




FREE
from
The
Curriculum
Corner

My Woodland Animals Practice Book




Name:

Name: _____




Count to 100




	2		4				8	9	
11					16				20
		23				27			
	32			35				39	
41			44				48		
		53			56				60
				65				69	
	72					77			
81		83					88		90
		93		95					

Name: _____



Count to 100 by 2s




		4				10
12					18	
			26			
32					38	
		44				50
				56		
62						70
				76		
					88	
		94				


Name: _____




Count to 100 by 5s




			5					10
								30
			45					
								60
			65					
			85					
								100




Name: _____




Count to 20



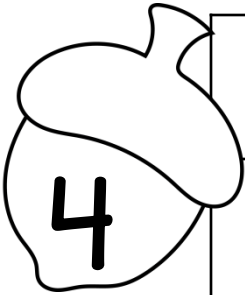
	2	3	
5			8
	10		
			16
17			

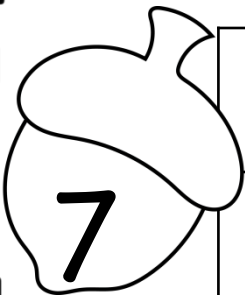



Name: _____




Fill in the ten frames.






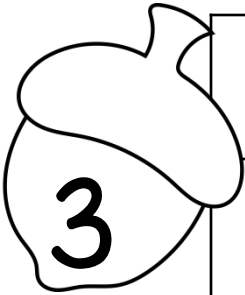






Name: _____




Fill in the ten frames.













Name: _____

Roll, Write & Tally



Roll the die	Write the number	Show the tally marks
	6	

Name: _____




Circle the correct number word.



six

four

eight



six

ten

zero



seven

one

three




five

two

nine

Name: _____




Circle the correct number word.



six

four

eight



six

ten

zero



seven

one

three




five

two

nine

Name: _____

1 More & 1 Less



1 Less	The number is...	1 More
	3	
	5	
	8	
	1	
	9	
	2	
	7	

Name: _____


1 More & 1 Less



1 Less	The number is...	1 More
	73	
	34	
	13	
	29	
	68	
	82	
	47	

Name: _____


10 More & 10 Less



10 Less	The number is...	10 More
	57	
	23	
	95	
	47	
	38	
	71	
	60	

Name: _____

Before & After



	7	
--	---	--

	9	
--	---	--

	1	
--	---	--

	6	
--	---	--


	3	
--	---	--

	4	
--	---	--

	5	
--	---	--


	8	
--	---	--

	2	
--	---	--



Name: _____

Before & After



	63	
--	----	--

	52	
--	----	--

	33	
--	----	--


	38	
--	----	--

	72	
--	----	--

	89	
--	----	--

	56	
--	----	--


	34	
--	----	--



	28	
--	----	--

Name: _____

Before & After



	254	
--	-----	--

	131	
--	-----	--

	174	
--	-----	--

	167	
--	-----	--

	110	
--	-----	--

	133	
--	-----	--


	108	
--	-----	--

	282	
--	-----	--

	199	
--	-----	--



Name: _____



Write a fact family.

3 4 7

____ + ____ = ____
____ + ____ = ____
____ - ____ = ____
____ - ____ = ____

8 12 4

____ + ____ = ____
____ + ____ = ____
____ - ____ = ____
____ - ____ = ____

9 2 11

____ + ____ = ____
____ + ____ = ____
____ - ____ = ____
____ - ____ = ____

6 4 10

____ + ____ = ____
____ + ____ = ____
____ - ____ = ____
____ - ____ = ____

5 9 4


____ + ____ = ____
____ + ____ = ____
____ - ____ = ____
____ - ____ = ____

4 9 13

____ + ____ = ____
____ + ____ = ____
____ - ____ = ____
____ - ____ = ____



Name: _____



Write the missing addends.

$$8 + \underline{\quad} = 14$$

$$4 + \underline{\quad} = 6$$

$$\underline{\quad} + 4 = 13$$

$$6 + \underline{\quad} = 10$$

$$\underline{\quad} + 2 = 7$$

$$11 + \underline{\quad} = 15$$

$$7 + \underline{\quad} = 13$$

$$\underline{\quad} + 2 = 5$$

$$\underline{\quad} + 3 = 9$$

$$8 + \underline{\quad} = 16$$

$$9 + \underline{\quad} = 12$$

$$\underline{\quad} + 1 = 4$$

$$\underline{\quad} + 6 = 8$$












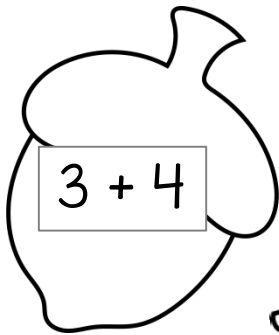
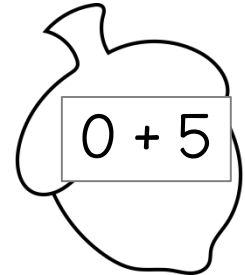


$$\underline{\quad} + 10 = 17$$



Name: _____

Find 5




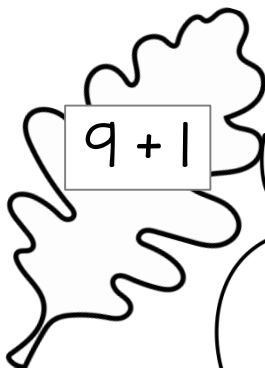











Color the shapes that make 5.




Name: _____

Find 10

Color the shapes that make 10.



Name: _____



Write the number in different ways.

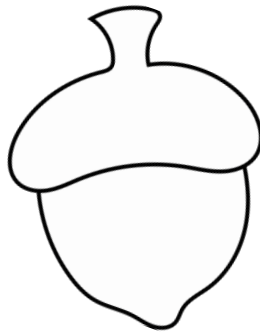
number form	word form	expanded form
12		
	seventy-five	
		$50 + 8$
	nineteen	
64		
		$90 + 3$
	twenty-five	

Name: _____


Color the acorns.



brown



red



pink



black



blue



green




purple



yellow



orange



gray

Name: _____

Long or short vowel sound?

Read each word. Think of the vowel sound.
Say it out loud. Color the LONG vowel sounds red.
Color the SHORT vowel sounds orange.



hat



bike



mat



pig



five



top



pie



pet



fly




bug



hot



name



rain



big



cat

Name: _____

Color the beginning sound.

Read each word. Think of the BEGINNING sound.
Say it out loud. Color the box with the letter that
makes that sound.



h

g

f

l



s

b

t

p



n

t

k

b



p

b

d

j



r

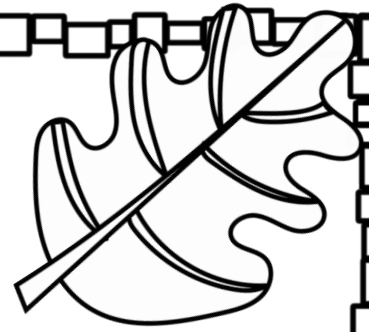
v

a












p

Name: _____

Write the sound.




Look at the picture. Say the word out loud.
Think of the beginning sounds. Write the letters at the
beginning of each word.

 ___eer	 ___ox
 ___ree	 ___lower
 ___pple	 ___ear
 ___quirrel	 ___ranch
 ___eaf	 ___acorn
 ___umpkin	

Name: _____

Read each sentence. What comes at the end? Circle the correct mark.



Sentence	Ending Mark
The squirrels gathered nuts	. ? !
Do you know when they will hibernate	. ? !
Look how many deer there are	. ? !
Have you hiked through the forest	. ? !
The leaves look so pretty	. ? !
Can you see the fox	. ? !

Name: _____

Write the words in ABC order.




fox leaf tree fall

deer acorn bear

1. _____
2. _____
3. _____
4. _____
5. _____
6. _____
7. _____


Name: _____

Count the Syllables



1
2
3

forest



1
2
3

tree



1
2
3

acorn




1
2
3

hibernate



1
2
3


owl



1
2
3

leaf

Name: _____




Find & Graph the Forest Woods

tree deer tree
deer squirrel owl forest
acorn deer forest
owl deer acorn deer
acorn forest deer squirrel

tree	squirrel	forest	owl	deer	acorn

Name: _____

Sort the words.



tree

hibernate

leaf

change

grow

owl

yellow

gather

golden

pick

crab

deer

pumpkin

acorn


squirrel

windy

nouns	verbs	adjectives


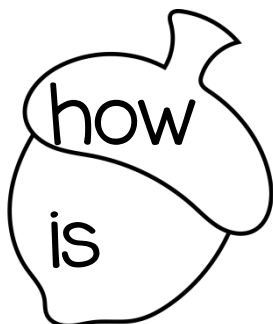





Name: _____

- ☐ Color two leaves yellow.
- ☐ Color one apple red.
- ☐ Color three acorns brown.
- ☐ Color two pumpkins orange.
- ☐ Color one leaf green.



Name: _____


Write the contraction for each word pair.



Name: _____

Days of the Week

Write the day that is missing.



Monday		Wednesday
--------	--	-----------

	Friday	Saturday
--	--------	----------

Friday	Saturday	
--------	----------	--


Sunday		Tuesday
--------	--	---------

	Thursday	Friday
--	----------	--------

Name: _____

Months of the Year

Write the month that is missing.



February		April
----------	--	-------

June	July	
------	------	--

	October	November
--	---------	----------

April		June
-------	--	------

July	August	
------	--------	--

Name: _____

Write the Upper Case Alphabet



A						
		J				
						U
				Z		

Name: _____

Write the Upper Case Alphabet



A						
		J				
						U
				Z		

Name: _____

Write the Lower Case Alphabet



a						
	i					
			r			
				z		

Name: _____


Write the Lower Case Alphabet



a						
	i					
			r			
				z		

Name: _____

Unscramble the mixed up sentences.
Write them correctly on the line.



ready were the animals winter for


climb the will when the squirrel tree

wind blew the tree the leaves the off

many chipmunks how did see you

Write your own sentence about the forest!

Name: _____



The word is: **forest**

Draw a picture.

Write the word.

forest

Show the shape.

forest

Unscramble the sentence.


--	--	--	--

©www.thecurriculumcorner.com

big.	The	is	forest
------	-----	----	--------

Name: _____

The word is: **squirrel**



Draw a picture.

Write the word.

squirrel

Show the shape.

squirrel

Unscramble the sentence.


--	--	--	--

©www.thecurriculumcorner.com







see	four	I	squirrels
-----	------	---	-----------

Name: _____

Roll & Write




Roll the dice. Write the word that matches the number you roll.







 the		
 of		
 and		
 a		
 to		
 in		

Name: _____

Roll & Write


Roll the dice. Write the word
that matches the number you roll.









 is		
 you		
 that		
 it		
 he		
 was		

Name: _____

Roll & Write




Roll the dice. Write the word
that matches the number you roll.







 for		
 on		
 are		
 as		
 with		
 his		

Name: _____

Roll & Write




Roll the dice. Write the word that matches the number you roll.







 they		
 I		
 at		
 be		
 this		
 have		

Name: _____

Roll & Write



Roll the dice. Write the word that matches the number you roll.

 from		
 or		
 one		
 had		
 by		
 words		

Name: _____

What animals live in the forest?



Name: _____

**What words can you use to
describe the forest?**



Name: _____

**What would you do if you went
on a hike in the woods?**