

Fall Reading Practice

practice for beginning readers



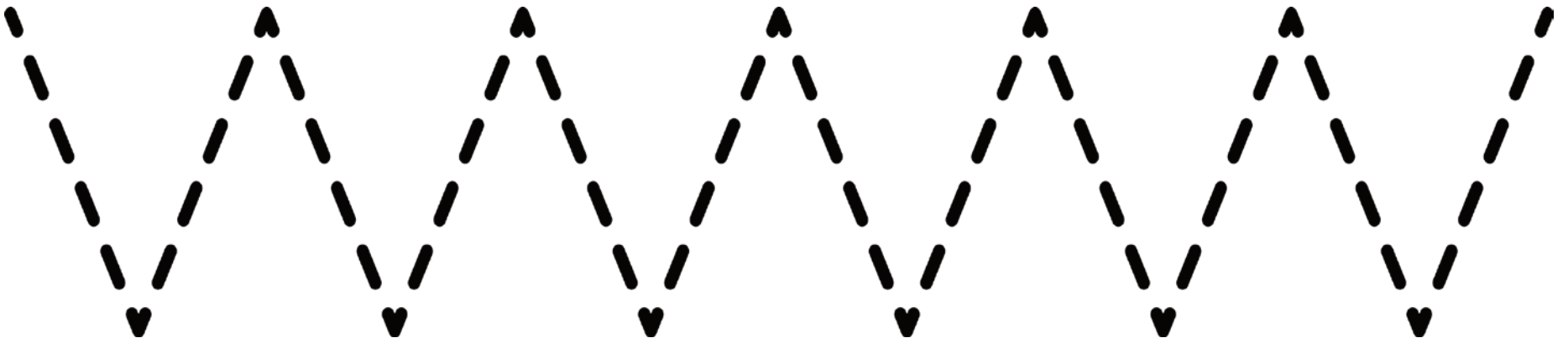
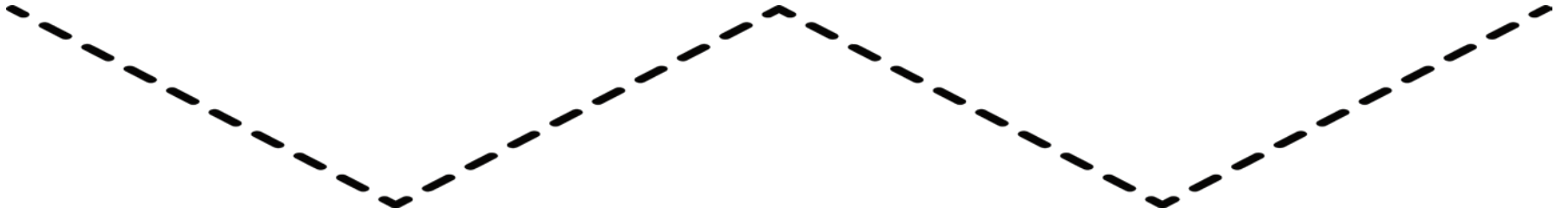


Trace the lines.





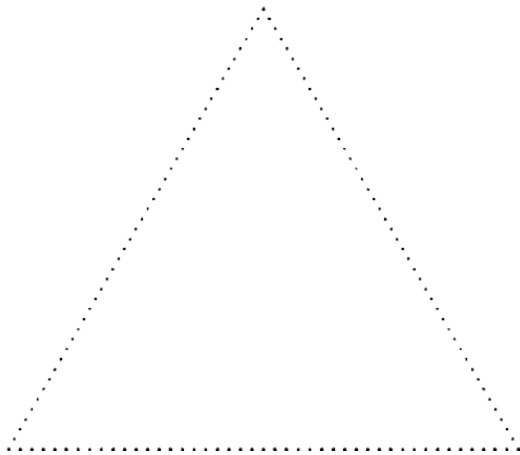




Trace the lines.

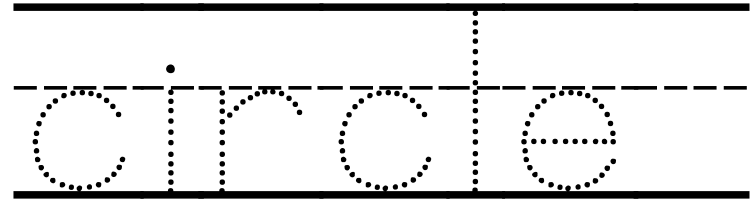





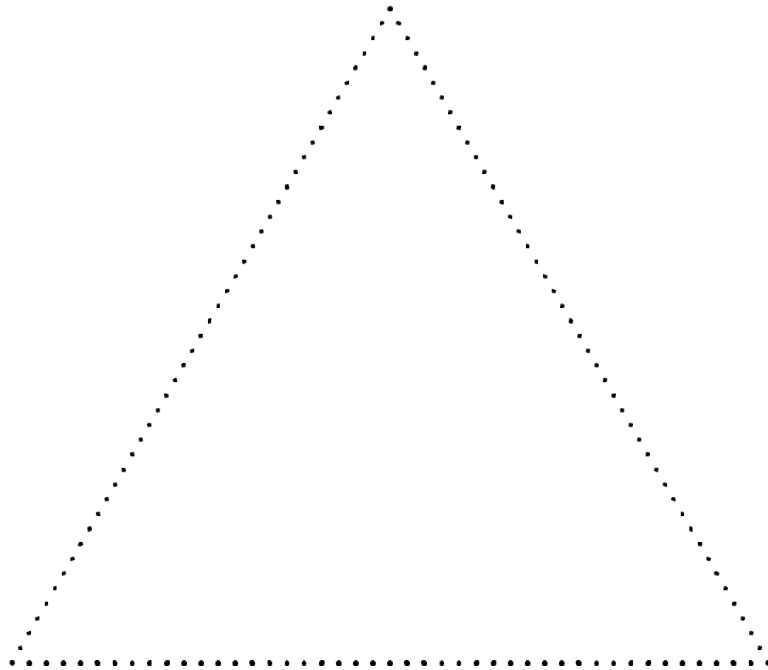
Trace the shapes.



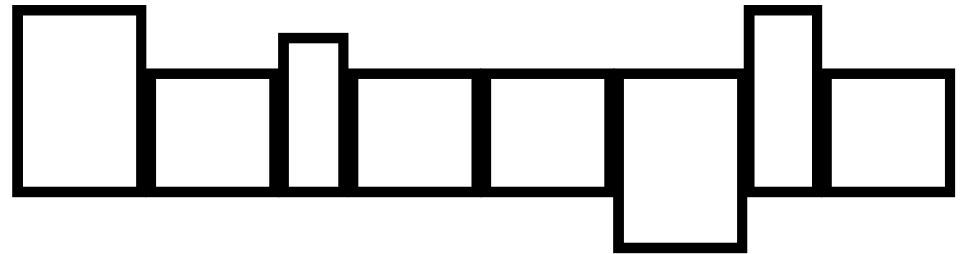
circle



triangle

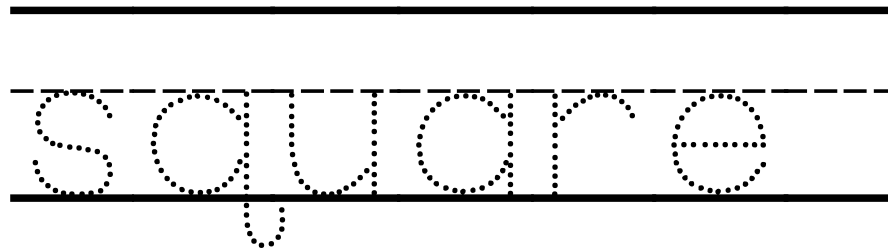



triangle

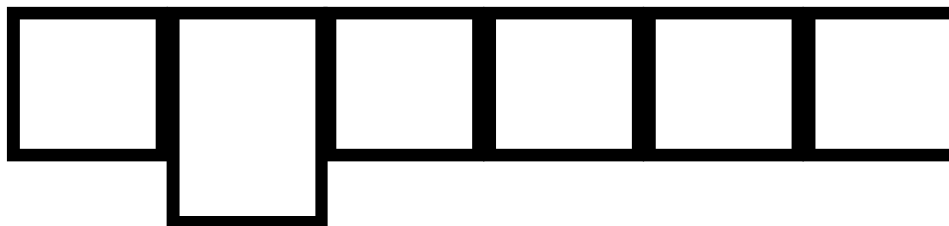


A decorative border of pumpkins surrounds the entire page. The pumpkins are arranged in a rectangular frame, with some pumpkins at the corners and others along the edges.

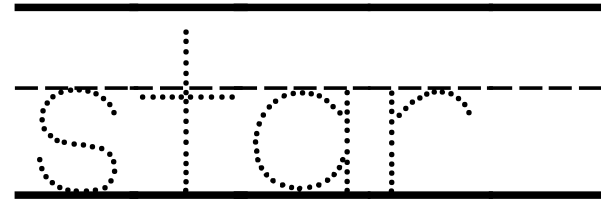

square

Three horizontal lines for tracing: a solid top line, a dashed middle line, and a solid bottom line. The word "square" is written in dotted letters between the middle and bottom lines.

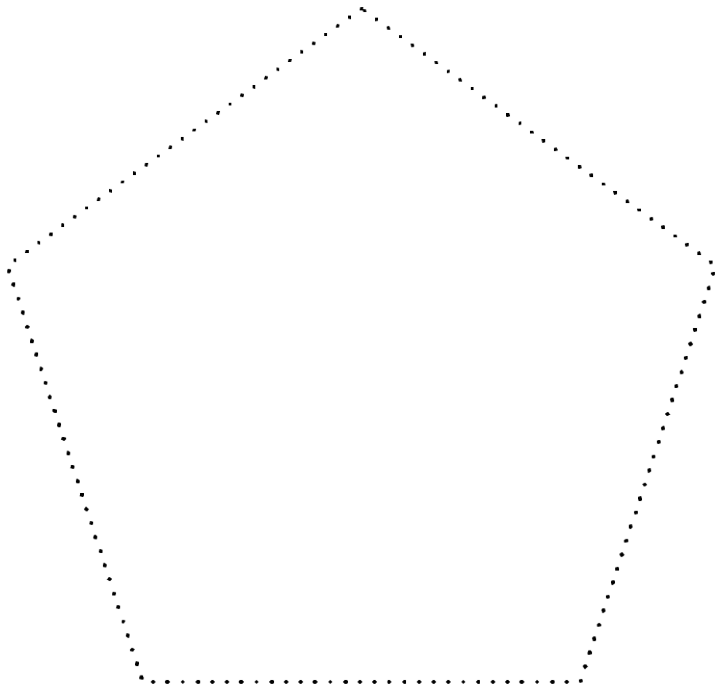
square



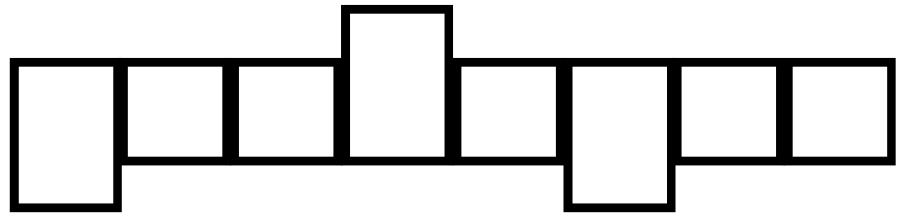
star




pentagon



pentagon






pumpkin


--	--	--	--	--	--	--






tree

--	--	--	--




apple

--	--	--	--	--




fox

--	--	--




ow

--	--	--



leaf

--	--	--	--





What is the color?



The apple is .




The pumpkin is .



The apple is .




The corn is .






What is the color?




The apple is .




The pumpkin is .



The apple is .



The corn is .





What is the number?



I see

apples.



I see

pumpkin.




I see

acorns.



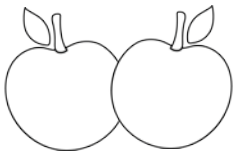
I see

leaves.





What is the number?



I see

apples.




I see

pumpkin.




I see

acorns.



I see

leaves.





Name the animal.



I see a

.



I see a

.




I see a

.



I see a

.





Name the animal.



I see a

.



I see a

.




I see a

.



I see a

.



red

orange

green

yellow

one

two

three

four

squirrel

owl

bear

fox

Put the pictures in order.



1

2



3


4

1

2

3





Sequence Cards



Put the pictures in order.



1

2


3



4

1

2

3










Sequence Cards











Match the picture with the sentence.







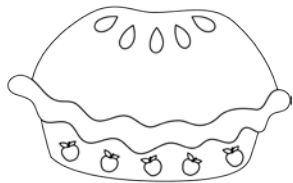



Match the picture with the sentence.





Match the picture with the sentence.





Match the picture with the sentence.



Match the picture with the sentence.

The owl is
sitting in a
tree.

We went to
the pumpkin
patch.

I picked
apples.

The
sunflower
grew tall.

I made an
apple pie.

The leaves
changed
colors.

The squirrel
found
acorns.

It is windy
outside.

A decorative border of pumpkins surrounds the entire page. The pumpkins are arranged in a rectangular frame, with a single row along the top and bottom edges, and vertical columns along the left and right edges.

What do you do in the fall?

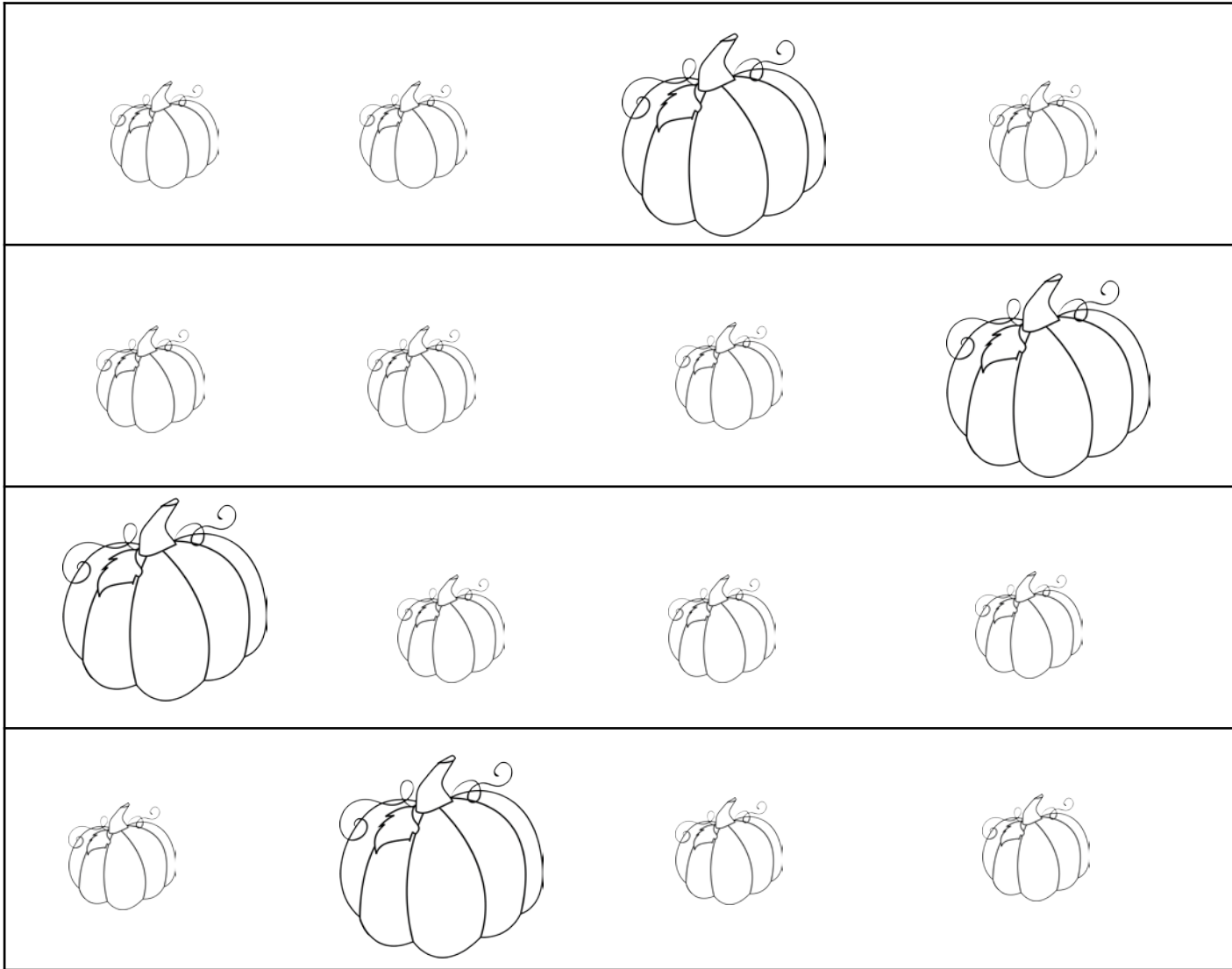
A decorative border of small pumpkin icons surrounds the entire page. The pumpkins are arranged in a rectangular frame, with one row along the top, one along the bottom, and vertical columns on the left and right sides.

What does your pumpkin look like?


A decorative border of pumpkins surrounds the entire page. The pumpkins are arranged in a rectangular frame, with a single row along the top and bottom edges, and vertical columns on the left and right sides. The pumpkins are simple line drawings with stems.

What is the weather?

Color the big pumpkin.



Color the big apple.



A decorative border of small pumpkin icons surrounds the entire page. The pumpkins are arranged in a rectangular frame, with a single row along the top and bottom edges, and vertical columns along the left and right edges.

Sort the cards.

These things are red.








These things are yellow.

A decorative border of small pumpkin icons surrounds the entire page. The top border consists of 25 pumpkins, the bottom of 25, the left side of 25, and the right side of 25.

Sort the cards.


These things are red.


These things are orange.



A decorative border made of small pumpkin icons surrounds the central text. The pumpkins are arranged in a rectangular frame, with 20 pumpkins along the top and bottom edges, and 15 pumpkins along each of the left and right edges.

Color Cards





© www.thecurriculumcorner.com

