






Leo Lionni Noticings



- **illustrations are collages**
 - **white backgrounds**
- **a short description on the back**
 - **simple font**
 - **a fable by...**
- **colorful front and back pages**
with a repeating print
- **animals as the main characters**
- **sometimes a character's name**
is the title



Leo Lionni




Name: _____

He moved to Philadelphia,
Pennsylvania when he was 14.

At 17 he moved to Italy.


He married Nora Maffi in Italy in 1931.
They had two sons, Louis and Paolo.
They moved to the United States of
America in 1939.




When they moved to America, Leo Lionni
worked in advertising.



Leo Lionni became an author and
illustrator in 1959 when he published
Little Blue and Little Yellow.




Leo Lionni wrote more than 40
children's picture book.
He died in October of 1999.



A Color of My Own

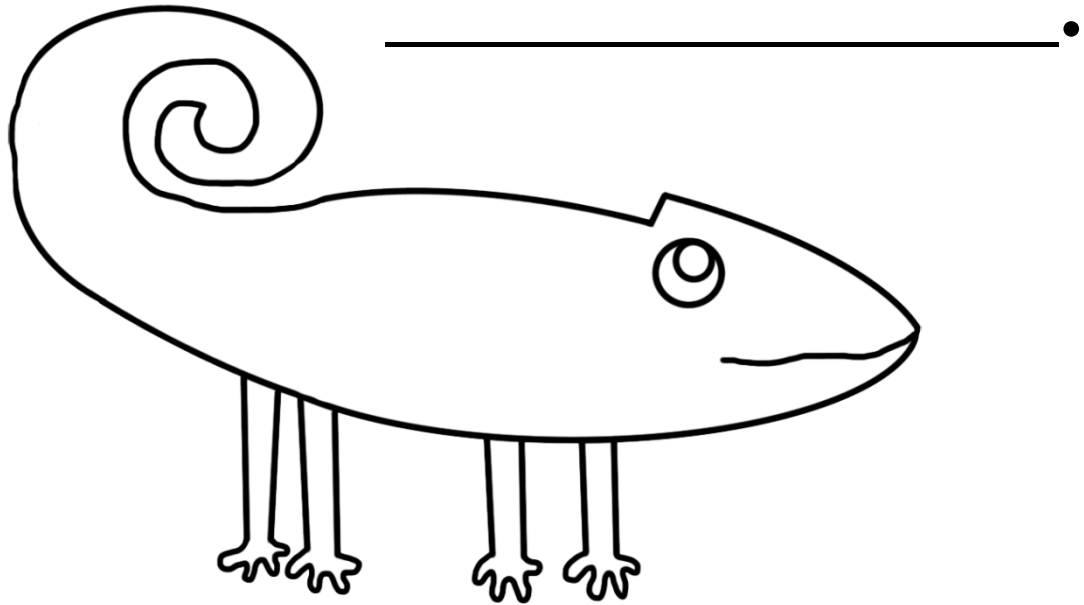
Name: _____

This is my chameleon.

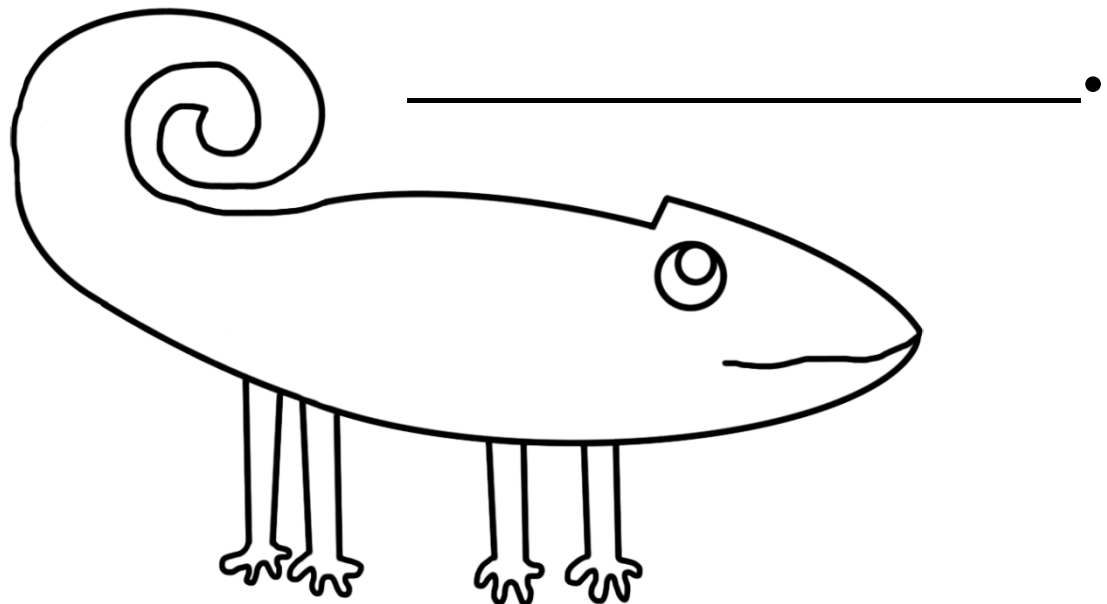


Color the chameleon.

It is _____ like a



It is _____ like a



Color the chameleon.

Colors

red

orange

yellow

green

blue

purple

pink

black

brown

gray

Name: _____

Seasons Change

spring

autumn
(fall)


winter

summer

Name: _____


Seasons Change

spring




autumn


(fall)



winter




summer



Name:


Seasons Change

spring




autumn


(fall)



winter



summer



Name: _____


Name: _____

A large, stylized outline of a maple leaf, intended for coloring. The leaf has three main lobes and a small stem at the bottom left. It is positioned in the center of the page, overlapping the text 'Color the leaves' and 'Cut out the leaves'.

©www.thecurriculumcorner.com


It is spring.

My leaf is _____.




It is summer.

My leaf is _____.




It is fall.

My leaf is _____.



It is winter.

My leaf is _____.




Name: _____

Swimmy

What the book says...



What I see when I close my eyes...



a fierce and hungry tuna fish

the sea was full of wonderful
creatures

a school of little fish

We are going to swim together like
the biggest fish in the sea!

they chased the big fish away

Swimmy saw a medusa made
of rainbow jelly

a lobster who walked about like a
water moving machine

a strange fish pulled by
an invisible thread

a forest of seaweeds growing
from sugar candy rocks

sea anemones who looked like pink
palm trees swaying in the wind


Name:

Using My Words

What my words say...



What I see when I close my eyes...




Name: _____

Using My Words

What my words say...

What I see when I close my eyes...



Name: _____

Using My Words

I am writing about...

[illegible]

Words I might use...

--

My descriptive sentence is...

[illegible]

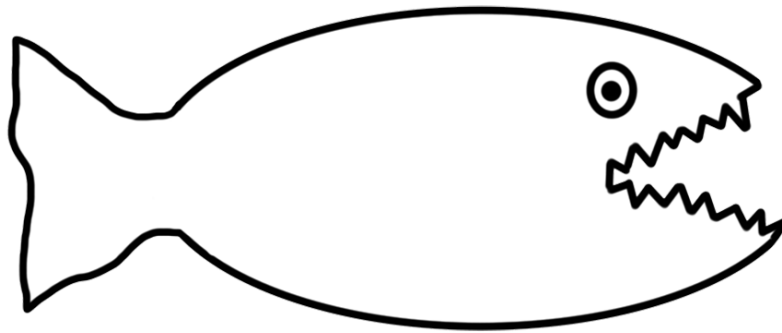
Name: _____

Name: _____

A simple line drawing of a fish, facing right. The fish has a large, round eye with a small pupil and a large, open mouth. The body is somewhat triangular, with a small fin on the top and a larger, more complex fin on the bottom. The tail is a simple, slightly curved line.

He is as _____ as a


This is a tuna fish.



He is as _____ as a

_____.


This is a medusa.



He is as _____ as a

_____.

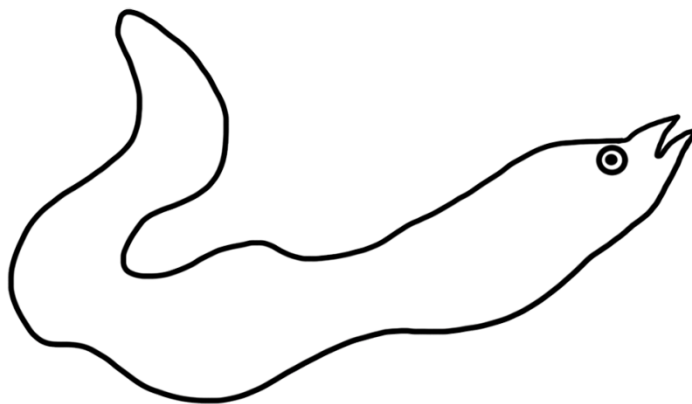
This is a lobster.



He is as _____ as a

_____.

This is an eel.




He is as _____ as a

_____.

Name: _____

How Cornelius Feels

Cornelius walked away when the other crocodiles didn't care that he could see the fish from above.



Cornelius fel t` `` `` `` `` ``.

**Cornelius met a monkey. He told
the monkey he could walk
upright.**

Cornelius fel t` `` `` `` `` ``.

**Cornelius saw the monkey hang
from his tail.**

Cornelius fel t` `` `` `` `` ``.

Name: _____

Writers Share Emotions

Use words or pictures to show each emotion.

happy

sad


mad

scared


Emotions



sad



happy



scared




mad




embarrassed



tired



excited



silly

Name: _____

I am happy when I _____.



I am sad when I _____.

I am excited when I _____.

I am surprised when I


_____.

**I am _____
when I _____.**

Lessons Authors Might Share



be kind to others



work together



share



take turns



listen carefully



don't give up



**keep your hands to
yourself**




raise your hand

Name: _____

Authors Teach a Lesson

It's Mine!



The lesson is:

Draw a picture to show the lesson:

Name: _____

It's Mine!

Where does the story take place?




The story takes place on an island in

Draw a picture to show the setting:

Name: _____

Authors Use Rhyming Words

Frederick




Find the rhyming word Leo Lionni used in the book.

ice	
June	
sky	
showers	
wheat	
four	

Writing Rhymes

Name: _____


This is the cat. Her name is _____.



The cat is sitting on a

_____.


This is a hen. Her name is _____.



The hen is writing with a

_____.

This is a bug. His name is _____.



The bug is sitting on a

_____.

Name: _____

Draw a picture to show your character.

The character feels: _____

Draw a picture to show the setting.

The setting is: _____

Draw a picture to show the setting.



**Words to help the reader
see the story:**



The lesson is: _____

Draw a picture to show the lesson.



Rhyming words I might use:

Name: _____

Planning My Story

The characters are:

The setting is:

What lesson will you share?

What emotions will you share?

Draw a picture to show your story.